



BUILT

BUILT-IN

BUILT-IN

10 Progetti

- 12* **OVENS**
- 20* **INDUCTION HOBS**
- 28* **DOMINO ORIGINE HOBS**
- 36* **DOMINO STELLARE HOBS**
- 46* **HOODS**

52 Contemporaneo

- 54* **OVENS**
- 68* **COMPACT OVENS**
- 74* **MICROWAVE OVENS**
- 78* **INDUCTION HOBS**
- 86* **CERAMIC GLASS HOBS**
- 96* **CRYSTAL GAS HOBS**
- 102* **GAS HOBS**
- 112* **DOMINO HOBS**
- 122* **HOODS**

134 Tradizione

- 136* **OVENS**
- 150* **HOBS**
- 160* **HOODS**

166 Tech info

Glem World

PROJECT *and* EMOTION MADE *in* ITALY

Glem brand belongs to Glem Gas group established in 1959 in San Cesario, a few kilometers from Modena, in the heart of Emilia and of this territory it proudly carries on the culinary excellence, the artistic tradition, the passion for the land, the spirit of innovation and the craftsmanship of its people. The technological and aesthetic content of our products represents our absolute value, a rigorous and em-

blematic image of Made in Italy. Materials, shapes and technologies of Glem products are developed thanks to our research and development department through the collaboration with designers of international renown. All our products are assembled in our local premises and are submitted to strict quality controls so as to grant excellent performances both technological and aesthetic.



Glem Experience


IO CUCINO *con* GLEM

Glem represents the Italian excellence in realizing cooking appliances at an international level. Our product range, wide and varied, follows and brings forward the market development so as to grant the highest quality world-wide. Made in Italy is for us a synonym of style, design and product quality, attention for the environment and for the people. Passion

is the essential ingredient for every successful recipes. Glem has changed how to conceive the kitchen through a new aesthetic function of the appliances. It is a creative room where design and functionality allow to express the own taste and style thanks to the versatility of a range, aesthetically refined and simple to use, in position to satisfy any tastes and needs.



Io Cucino
con
 **GLEM**


MADE IN ITALY

Glem Style

GLOBAL *and* SMART CITIZENS

We develop products according to the contemporary living, favouring materials and innovative shapes which grant charming aesthetic, ergonomic shapes, ease of use and maintenance. Our appliances become object of furniture able to perfectly adapt to

the last fashion trends and interior design. Pragmatism, experience and creativity are the ingredients which have brought Glem to receive prestigious awards and praises in the design area.



TASTING SHAP



Progetti

DES





OVENS

Progetti

SHADES *of* LIGHT







12:00 *







GPFA11BK

Performance and features

Multifunction oven
Electronic programmer
64 lt oven capacity
Telescopic grids
Turnspit
Tangential cooling fan
Pizza stone kit

Functions

11 functions
Ambiente light


Safety

Cavity temperature indicator lights : Blue-amber-red
Triple glass cold door

Details

Pop-out knobs
Bronzed oven cavity
Full flat glass inner door
Black stopsol glass



 **GPFA11BK**
Black anodized steel



GPFA11IX

Performance and features

Multifunction oven
Electronic programmer
64 lt oven capacity
Telescopic grids
Turnspit
Tangential cooling fan
Pizza stone kit

Functions

11 functions
Ambiente light

Safety

Cavity temperature indicator lights : Blue-amber-red
Triple glass cold door

Details

Pop-out knobs
Bronzed oven cavity
Full flat glass inner door
Black stopsol glass



 **GPFA11IX**
St. steel



INDUCTION HOBS

Progetti

SHOW COOKING











SALEM



GPINDSIX

Mixed cooktop 116 cm (induction/gas), stainless steel with 3 cooking areas:
2 induction areas + 1 gas area

Induction cooking area

Total power: 3.700 W
Heat up function: cooking programme featuring temporary booster
Child safety lock
Residual heat indicator
Overflow safety device
Pot diameter detector
Balancing the cooking zones power distribution to prevent from exceeding the power limit

Gas cooking area

Powerful Triple Ring Burner – 3.300 W
Flame failure device
One-touch ignition
Cast iron pan support



GPINDSIX
Black glass / St. steel



DOMINO ORIGINE HOBS

Progetti

a TOUCH *of*
ORIGINALITY















DOMINO STELLARE HOBS

Progetti

ESSENTIAL
BEAUTY











GLEM
PROGETTI



DOMINO STELLARE HOBS

Progetti



GPMS1TIX

Performance and features

Powerful Triple Ring burner: 3.300 W
One-touch ignition

Safety

Flame failure device

Details

Knob in black metal
Cast iron pan support
Wok pot support on request



GPMS1TIX
St. steel



GPMS1SIX

Performance and features

Semi-rapid burner: 1.750 W
One-touch ignition

Safety

Flame failure device

Details

Knob in black metal
Cast iron pan support
Wok pot support on request



GPMS1SIX
St. steel



GPMS1AIX

Performance and features

Auxiliary burner: 1.000 W
One-touch ignition

Safety

Flame failure device

Details

Knob in black metal
Cast iron pan support
Wok pot support on request



GPMS1AIX
St. steel



DOMINO ORIGINE HOBS

Progetti



GPMO1TIX

Performance and features

Powerful Triple Ring burner: 3.300 W
One-touch ignition

Safety

Flame failure device

Details

Ebony knob
Cast iron pan support
Wok pot support on request
Exclusive materials: Wood, brass, cast iron and ceramic



GPMO1TIX
St. steel



GPMO1SIX

Performance and features

Semi-rapid burner: 1.750 W
One-touch ignition

Safety

Flame failure device

Details

Ebony knob
Cast iron pan support
Wok pot support on request
Exclusive materials: Wood, brass, cast iron and ceramic



GPMO1SIX
St. steel



GPMO1AIX

Performance and features

Auxiliary burner: 1.000 W
One-touch ignition

Safety

Flame failure device

Details

Ebony knob
Cast iron pan support
Wok pot support on request
Exclusive materials: Wood, brass, cast iron and ceramic



GPMO1AIX
St. steel

GPMO1TBR

Performance and features

Powerful Triple Ring burner: 3.300 W
One-touch ignition

Safety

Flame failure device

Details

"Canaletto walnut" knob
Cast iron pan support
Wok pot support on request
Exclusive materials: Wood, brass, cast iron and ceramic



GPMO1TBR
Bronze

GPMO1SBR

Performance and features


Semi-rapid burner: 1.750 W
One-touch ignition

Safety

Flame failure device

Details

"Canaletto walnut" knob
Cast iron pan support
Wok pot support on request
Exclusive materials: Wood, brass, cast iron and ceramic



GPMO1SBR
Bronze

GPMO1ABR

Performance and features

Auxiliary burner: 1.000 W
One-touch ignition

Safety

Flame failure device

Details

"Canaletto walnut" knob
Cast iron pan support
Wok pot support on request
Exclusive materials: Wood, brass, cast iron and ceramic



GPMO1ABR
Bronze

Colours plates available:




White



Turtledove



Cyclamen-red



Black



Cream

For the list of the plates, please see the data sheet, page 174



HOODS

Progetti

REFLECTIONS *in* *the* KITCHEN









GPCR1MBK - GPCR1MIX

Performance and features

67 mm thickness
Electronic soft touch controls
Led lamps
Installation on the wall (with remote or built-in motor)
Grease filter

Functions

Booster: 10' at full power to clean the environment
Delay timer: to set the automatically cut off

Safety

Saturation filter alarm

Details

Black mirror glass
Decorative side led lights
Anti-touch treatment



GPCR1MBK
Black st. steel side profiles



GPCR1MIX
St. steel side profiles

For the motors, please see the data sheet, page 174

ELEGANT TEC



Contemporaneo

TECHNOLOGY





OVENS

Contemporaneo

**MODERN LOOK,
HIGH PERFORMANCE**









GFP16IX

Performance and features

Multifunction oven
Full touch electronic programmer
Preset temperature
64 lt oven capacity
Tangential cooling fan
2 shelves position with telescopic grids
Easy to clean enamelled cavity

Functions

13 functions

Safety

Triple glass cold door

Details

Titanium enamelled cavity
Full flat glass inner door



GFP16IX

Black / St. steel frame



GFP13IX

Performance and features

Multifunction oven
Full touch electronic LCD display
Preset temperature
64 lt oven capacity
Tangential cooling fan
2 shelves position with telescopic grids
Easy to clean enamelled cavity

Functions

11 functions

Safety

Triple glass cold door

Details

Pop-out knobs
Titanium enamelled cavity
Full flat glass inner door



GFP13IX
Black / St. steel frame



GFP13WH

Performance and features

Multifunction oven
Full touch electronic LCD display
Preset temperature
64 lt oven capacity
Tangential cooling fan
2 shelves position with telescopic grids
Easy to clean enamelled cavity

Functions

11 functions

Safety

Triple glass cold door

Details

Pop-out knobs
Titanium enamelled cavity
Full flat glass inner door



GFP13WH
White / St. steel frame



GFP93IX

Performance and features

Multifunction oven
Digital touch programmer
64 lt oven capacity
Tangential cooling fan
2 shelves position with telescopic grids
Easy to clean enamelled cavity

Functions

9 functions

Safety

Triple glass cold door

Details

Pop-out knobs
Titanium enamelled cavity
Full flat glass inner door



GFP93IX
Black / St. steel frame



GFP93IXL

Performance and features

Multifunction oven
Electronic touch programmer
64 lt oven capacity
Tangential cooling fan
2 shelves position with telescopic grids
Easy to clean enamelled cavity

Functions

9 functions

Safety

Triple glass cold door

Details

Titanium enamelled cavity
Full flat glass inner door



GFP93IXL
St. steel / St. steel frame







GFP93BK

Performance and features

Multifunction electric oven
Electronic touch programmer
64 lt oven capacity
Tangential cooling fan
2 shelves position with telescopic grids
Easy to clean enamelled cavity

Functions

9 functions

Safety

Triple glass cold door

Details

Pop-out knobs
Titanium enamelled cavity
Full flat glass inner door



GFP93BK
Black



GFP93WH

Performance and features

Multifunction electric oven
Electronic touch programmer
64 lt oven capacity
Tangential cooling fan
2 shelves position with telescopic grids
Easy to clean enamelled cavity

Functions

9 functions

Safety

Triple glass cold door

Details

Pop-out knobs
Titanium enamelled cavity
Full flat glass inner door



GFP93WH
White

OVENS

Contemporaneo



GFPW21IX

Performance and features

Multifunction gas oven (fan assisted)
Gas grill
60' timer
60 l oven capacity
Tangential cooling fan
Smooth sides with chromed racks
Easy to clean enamelled cavity

Functions

3 functions

Safety

Triple glass cold door

Details

Titanium enamelled cavity
Full flat glass inner door



GFPW21IX

St. steel / St. steel frame



GFPV21IX

Performance and features

Multifunction gas oven (fan assisted) - multichef
Electrical grill
60' timer
63 l oven capacity
Tangential cooling fan
Smooth sides with chromed racks
Easy to clean enamelled cavity

Functions

6 functions

Safety

Triple glass cold door

Details

Titanium enamelled cavity
Full flat glass inner door



GFPV21IX

St. steel / St. steel frame



GFS93IX

Performance and features

Multifunction oven
Electronic programmer
64 lt oven capacity
Tangential cooling fan
Smooth sides with chromed racks
Easy to clean enamelled cavity

Functions

9 functions

Safety

Triple glass cold door

Details

Titanium enamelled cavity
Full flat glass inner door
Stopsol glass



GFS93IX
St. steel



GFS53IX

Performance and features

Multifunction oven
Electronic programmer
64 lt oven capacity
Tangential cooling fan
Smooth sides with chromed racks
Easy to clean enamelled cavity

Functions

5 functions

Safety

Triple glass cold door

Details

Titanium enamelled cavity
Full flat glass inner door
Stopsol glass



GFS53IX
St. steel



GFP993IX

Performance and features

Multifunction oven - 90 cm
Electronic touch programmer
89 lt oven capacity
Tangential cooling fan
Smooth sides with chromed racks
Turnspit
Easy to clean enamelled cavity

Functions

9 functions

Safety

Triple glass cold door

Details

Pop-out knobs
Titanium enamelled cavity
Full flat glass inner door



GFP993IX

Black / St. steel frame



COMPACT OVENS

Contemporaneo

COMFORT *and*
FUNCTIONALITY



GMC66BK

Performance and features

Compact 45 cm combi microwave
Digital touch controls
32 l oven capacity
Tangential cooling fan
5 power levels
Digital clock
Racks to cook "au gratin" with 2 levels
32 cm rotary plate

Functions

6 functions
3 automatic recipes
Electronic timer 0 to 90' with sound signal
Defrosting by weight/time
Preset function

Safety

Drop down quartz grill
Child safety lock

Details

St. steel oven cavity
Drop down door



GMC66BK
Black glass / St. steel frame



GFCS16BK

Performance and features

Compact 45 cm steam oven
Digital touch controls
35 l oven capacity
Tangential cooling fan
Water tank (1,4 lt)
Digital clock
4 power levels
32 cm rotary plate
Side racks (4 levels)

Functions

5 functions
5 automatic recipes
Electronic timer 0 to 90' with sound signal
Defrosting by weight/time
Preset function

Safety

Child safety lock

Details

St. steel oven cavity
Drop down door



GFCS16BK
Black glass / St. steel frame

COMPACT OVENS

Contemporaneo



GFCS86BK

Performance and features

Compact 45 cm combi steam oven
Digital touch controls
32 l oven capacity
Tangential cooling fan
Water tank (1,4 lt)
Digital clock
3 temperatures levels
Side racks (4 levels)

Functions

5 functions
3 automatic recipes
Electronic timer 0 to 90' with sound signal
Defrosting by time
Preset function


Safety

Child safety lock

Details

St. steel oven cavity
Drop down door



 **GFCS86BK**
Black glass / St. steel frame



GFCM96BK

Performance and features

Compact 45 cm multifunction oven
40 l oven capacity
Tangential cooling fan
Telescopic guide
Easy to clean enamelled cavity

Functions

9 functions
Electronic touch programmer with red display
Preset function


Safety

Triple glass cold door

Details

Titanium enamelled cavity
Drop down door



 **GFCM96BK**
Black glass / St. steel frame

COMPACT OVENS

Contemporaneo



Accessories

DRAWERS



WARMING DRAWERS



GFCDIXN - GFCWDIX

Performance and features

15 cm drawers
6 dish servings/settings
20 dinner plates (ø 28 cm)
Useful height 10 cm
Adjustable thermostat 30°-70° C
(available for warming drawers only)
Max power 430 W

Safety

Thermal protection at 110° C
(available for warming drawers only)
Illuminated On/Off switch
(available for warming drawers only)

Details

St. steel (drawer) cavity
Push-pull opening system

DRAWERS



GFCDIXN

Black / St. steel frame

WARMING DRAWERS



GFCWDIX

Black / St. steel frame






MICROWAVE OVENS

Contemporaneo

OPTIMIZE
your TIME



GMI182IX

Performance and features

Built-in microwave
Digital controls
18 l oven capacity
Maximum power: 800 W
4 power levels
Digital clock
Rack to cook "au gratin"
24 cm rotary plate

Functions

1 function
1 automatic programme
Electronic timer 0 to 90' with sound signal
Defrosting by weight/time

Safety


Child safety lock

Details

St. steel oven cavity
Antitouch St. steel
Adjustable feet
Stopsol glass



GMI182IX
St. steel



GMI182WH

Performance and features

Built-in microwave
Digital controls
18 l oven capacity
Maximum power: 800 W
4 power levels
Digital clock
Rack to cook "au gratin"
24 cm rotary plate

Functions

1 function
1 automatic programme
Electronic timer 0 to 90' with sound signal
Defrosting by weight/time

Safety

Child safety lock

Details

St. steel oven cavity
Adjustable feet
Stopsol glass



GMI182WH
White



GMI182BK

Performance and features

Built-in microwave
Digital controls
18 l oven capacity
Maximum power: 800 W
4 power levels
Digital clock
Rack to cook "au gratin"
24 cm rotary plate

Functions

1 function
1 automatic programme
Electronic timer 0 to 90' with sound signal
Defrosting by weight/time

Safety


Child safety lock

Details

St. steel oven cavity
Adjustable feet
Black float glass



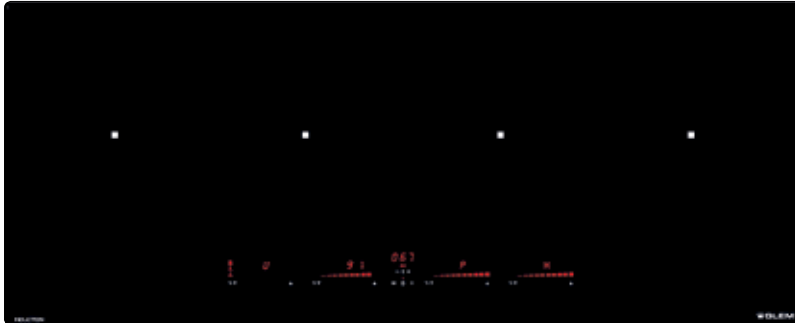
GMI182BK
Black



INDUCTION HOBS

Contemporaneo

FAST, CLEAN
and SAFE



GTIP14BK

Performance and features

100 cm induction hob
4 zones aligned: to accommodate any size of pots and pans
Total power: 7.400 W
9 power levels
4 slider touch controls
Timer

Functions

Double booster: to increase the power of any cooking zone by about 75%
3 automatic temperatures
Heat up function: cooking programme featuring temporary booster

Safety

Child safety lock
Residual heat indicator
Overflow safety device
Pot diameter detector



GTIP14BK
Black ceramic glass

INDUCTION HOBS

Contemporaneo



GTIP83BK

Performance and features

80 cm induction hob
3 zones aligned: to accommodate any size of pots and pans
Total power: 6.700 W
9 power levels
1 slider touch control
Timer

Functions

Booster: to increase the power of any cooking zone by about 75%
1 automatic temperatures
Heat up function: cooking programme featuring temporary booster

Safety

Child safety lock
Residual heat indicator
Overflow safety device
Pot diameter detector

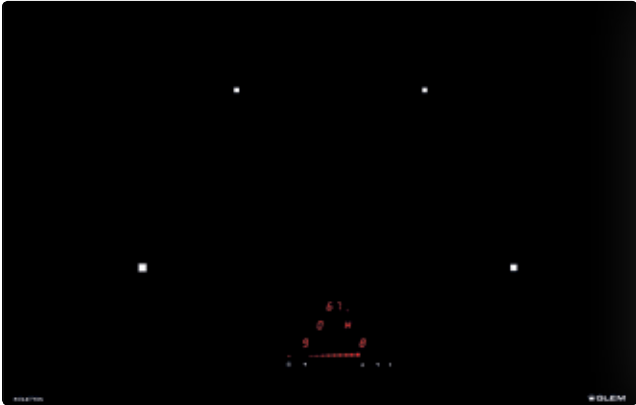


GTIP83BK
Black ceramic glass



INDUCTION HOBS

Contemporaneo



GTIP84BK

Performance and features

80 cm induction hob
4 zones: comfortable layout to accommodate big pans
Total power: 7.400 W
9 power levels
1 slider touch control
Timer


Functions

Double booster: to increase the power of any cooking zone by about 75%
2 automatic temperatures
Heat up function: cooking programme featuring temporary booster

Safety

Child safety lock
Residual heat indicator
Overflow safety device
Pot diameter detector



 **GTIP84BK**
Black ceramic glass



GTIPW84BK

Performance and features

80 cm induction hob
4 zones
Total power: 7.400 W
9 power levels
1 slider touch control
Timer


Functions

Booster: to increase the power of any cooking zone by about 75%
3 automatic temperatures
Heat up function: cooking programme featuring temporary booster
Bridge function (left zone): allows two heating zones to be controlled and treated as one

Safety

Child safety lock
Residual heat indicator
Overflow safety device
Pot diameter detector



 **GTIPW84BK**
Black ceramic glass



GTIP64WH

Performance and features

60 cm induction hob
4 zones
Total power: 7.100 W
9 power levels
1 slider control
Timer


Functions

Booster: to increase the power of any cooking zone by about 75%
Heat up function: cooking programme featuring temporary booster

Safety

Child safety lock
Residual heat indicator
Overflow safety device
Pot diameter detector
Balancing the cooking zones power distribution to prevent from exceeding the power limit



 **GTIP64WH**
White ceramic glass



GTIP64BK

Performance and features

60 cm induction hob
4 zones
Total power: 7.100 W
9 power levels
1 slider control
Timer


Functions

Booster: to increase the power of any cooking zone by about 75%
Heat up function: cooking programme featuring temporary booster

Safety


Child safety lock
Residual heat indicator
Overflow safety device
Pot diameter detector
Balancing the cooking zones power distribution to prevent from exceeding the power limit



 **GTIP64BK**
Black ceramic glass

INDUCTION HOBS

Contemporaneo



GTIP63WH

Performance and features

60 cm induction hob
3 zones
Total power: 6.700 W
9 power levels
1 slider control
Timer


Functions

Booster: to increase the power of any cooking zone by about 75%
Heat up function: cooking programme featuring temporary booster

Safety

Child safety lock
Residual heat indicator
Overflow safety device
Pot diameter detector
Balancing the cooking zones power distribution to prevent from exceeding the power limit



 **GTIP63WH**
White ceramic glass



GTIP63BK

Performance and features

60 cm induction hob
3 zones
Total power: 6.700 W
9 power levels
1 slider control
Timer


Functions

Booster: to increase the power of any cooking zone by about 75%
Heat up function: cooking programme featuring temporary booster

Safety

Child safety lock
Residual heat indicator
Overflow safety device
Pot diameter detector
Balancing the cooking zones power distribution to prevent from exceeding the power limit



 **GTIP63BK**
Black ceramic glass




CERAMIC GLASS HOBS

Contemporaneo

A SLEEK LOOK







GTHP85T

Performance and features

80 cm ceramic hob
 4 high-light zones (with 2 extensible hotplates):
 to achieve a fast heat up time
 Total power: 6.700 W
 9 power levels
 Touch controls
 Timer

Functions

Heat up function: cooking programme featuring
 temporary booster

Safety


Child safety lock
 Residual heat indicator
 Overflow safety device
 Automatic stop

Details

Scraper



GTHP85T
 Black ceramic glass



GTHP65T

Performance and features

60 cm ceramic hob
 4 high-light zones (with 2 extensible hotplates):
 to achieve a fast heat up time
 Total power: 6.700 W
 9 power levels
 Touch controls
 Timer

Functions

Heat up function: cooking programme featuring
 temporary booster

Safety

Child safety lock
 Residual heat indicator
 Overflow safety device
 Automatic stop

Details


Scraper



GTHP65T
 Black ceramic glass

CERAMIC GLASS HOBS

Contemporaneo



GTHP63T

Performance and features

60 cm ceramic hob
3 high-light zones (with 1 extensible hotplate):
to achieve a fast heat up time
Total power: 5.400 W
9 power levels
Touch controls
Timer

Safety

Child safety lock
Residual heat indicator
Overflow safety device
Automatic stop

Details

Scraper



GTHP63T
Black ceramic glass



GAS HOBS

Contemporaneo

STEEL, GLASS
and **FLAME**





 GLEM



GVP145HBK

Performance and features

100 cm Crystal gas hob

4 gas burners aligned: to accommodate any size of pots and pans

1 powerful Wok burner: 3.800 W

Total power: 9.550 W

Functions

One-hand electronic ignition

Safety

Flame failure device

Details

4 single cross shaped cast iron pan supports



GVP145HBK
Black glass

CRYSTAL GAS HOBS

Contemporaneo



GVP88HBK

Performance and features

75 cm Crystal gas hob

4 gas burners

Total power: 7.500 W

Functions

One-hand electronic ignition

Safety

Flame failure device

Details

4 single cross shaped cast iron pan supports



GVP88HBK
Black glass



CRYSTAL GAS HOBS

Contemporaneo



GVP755HBK

Performance and features

75 cm Crystal gas hob
5 gas burners
1 Powerful Wok burner: 3.500 W
Total power: 10.800 W

Functions

One-hand electronic ignition

Safety

Flame failure device

Details

5 single circular cast iron pan supports



GVP755HBK
Black glass



GVP755HWH

Performance and features

75 cm Crystal gas hob
5 gas burners
1 Powerful Wok burner: 3.500 W
Total power: 10.800 W

Functions

One-hand electronic ignition

Safety

Flame failure device

Details

5 single circular cast iron pan supports



GVP755HWH
White glass



GVP685HBK

Performance and features

60 cm Crystal gas hob
4 gas burners
1 Powerful Wok burner: 3.500 W
Total power: 9.150 W

Functions

One-hand electronic ignition

Safety

Flame failure device

Details

4 single cross shaped cast iron pan supports



GVP685HBK
Black glass



GVP685HWH

Performance and features

60 cm Crystal gas hob
4 gas burners
1 Powerful Wok burner: 3.500 W
Total power: 9.150 W

Functions

One-hand electronic ignition

Safety

Flame failure device

Details

4 single cross shaped cast iron pan supports



GVP685HWH
White glass

CRYSTAL GAS HOBS

Contemporaneo



GVP635HBK

Performance and features

60 cm Crystal gas hob

3 gas burners

1 Powerful Wok burner: 3.500 W

Total power: 6.150 W

Functions

One-hand electronic ignition

Safety


Flame failure device

Details

3 single circular cast iron pan supports



GVP635HBK
Black glass



GTPF145HIX

Performance and features

111,5 cm flat gas hob

4 gas burners aligned

1 powerful Wok burner: 4.000 W

Total power: 9.750 W

Functions

One-hand electronic ignition

Safety

Flame failure device

Details

Cast iron pan supports



4000 W



GTPF145HIX

St. steel

GAS HOBS

Contemporaneo



GTPF855HIX

Performance and features

75 cm flat gas hob
5 gas burners
1 powerful Wok burner: 3.800 W
Total power: 11.300 W

Functions

One-hand electronic ignition

Safety

Flame failure device

Details

Cast iron pan supports
Dedicated Wok area



3800 W



GTPF855HIX
St. steel



GTPF685HIX

Performance and features

60 cm flat gas hob
4 gas burners
1 powerful Wok burner: 3.500 W
Total power: 8.000 W

Functions

One-hand electronic ignition

Safety

Flame failure device

Details

Cast iron pan supports



3500 W



GTPF685HIX
St. steel





GAS HOBS

Contemporaneo



GTPS51HIX

Performance and features

75 cm semi-flush gas hob

5 gas burners

1 Dual Wok burner: 800-4.500 W

Total power: 12.000 W

Functions

One-hand electronic ignition

Safety

Flame failure device

Details

Cast iron pan supports



4500 W



GTPS51HIX
St. steel



 **GLEM**



GTP955HIX

Performance and features

90 cm gas hob

5 gas burners

1 powerful Wok burner: 3.800 W

Total power: 11.300 W

Functions

One-hand electronic ignition

Safety

Flame failure device

Details

Cast iron pan supports



3800 W



GTP955HIX

St. steel

GAS HOBS

Contemporaneo



GTP951HIX

Performance and features

90 cm gas hob
5 gas burners
1 Dual Wok burner: 800-4.500 W
Total power: 12.000 W

Functions

One-hand electronic ignition

Safety

Flame failure device

Details

Cast iron pan supports
Dedicated Dual Wok area



4500 W



GTP951HIX
St. steel



GTP851HIX

Performance and features

75 cm gas hob
5 gas burners
1 Dual Wok burner: 800-4.500 W
Total power: 12.000 W

Functions

One-hand electronic ignition

Safety

Flame failure device

Details

Cast iron pan supports
Dedicated Dual Wok area



4500 W



GTP851HIX
St. steel



GTP842HIX

Performance and features

75 cm gas hob
4 gas burners
1 Dual Wok burner: 300-4.300 W
1 Wok burner: 3.300 W
Total power: 10.350 W

Functions

One-hand electronic ignition

Safety

Flame failure device

Details

Cast iron pan supports
Dedicated areas for powerful burners



4300 W 3300 W

GTP842HIX
St. steel



GTP855HIX

Performance and features

75 cm gas hob
5 gas burners
1 powerful Wok burner: 3.800 W
Total power: 11.300 W

Functions

One-hand electronic ignition

Safety

Flame failure device

Details

Cast iron pan supports



3800 W

GTP855HIX
St. steel

GAS HOBS

Contemporaneo



GTP64HIX

Performance and features

60 cm gas hob
4 gas burners
Total power: 7.500 W

Functions

One-hand electronic ignition

Safety

Flame failure device

Details

Cast iron pan supports



GTP685HIX

Performance and features

60 cm gas hob
4 gas burners
1 powerful Wok burner: 3.800 W
Total power: 8.300 W

Functions

One-hand electronic ignition

Safety

Flame failure device

Details

Cast iron pan supports




3800 W



GTP64HIX
St. steel



GTP685HIX
St. steel



DOMINO HOBS

Contemporaneo

Your TAILOR MADE LAYOUT







GTIPW41BK

Performance and features

38 cm wide – Wok Domino
 1 Powerful Wok burner: 3.000 W
 9 power levels
 1 slider touch control
 Timer

Functions


Booster: to increase the power of any cooking zone by about 75%
 3 automatic temperatures
 Heat up function: cooking programme featuring temporary booster

Safety

Child safety lock
 Residual heat indicator
 Overflow safety device
 Pot diameter detector



GTIPW41BK
 Black ceramic glass



GTIP42BK

Performance and features

38 cm wide – Induction Domino
 2 zones
 Total power: 3.700 W
 9 power levels
 2 sliders touch controls
 Timer

Functions


Booster: to increase the power of any cooking zone by about 75%
 3 automatic temperatures
 Heat up function: cooking programme featuring temporary booster
 Bridge function: allows two heating zones to be controlled and treated as one

Safety

Child safety lock
 Residual heat indicator
 Overflow safety device
 Pot diameter detector



GTIP42BK
 Black ceramic glass



GTHP42BK

Performance and features

38 cm wide – Ceramic Domino
 2 high-light zones: to achieve a fast heat up time
 Total power: 3.000 W
 9 power levels
 Digital controls
 Digital clock
 2 Timers (1 for the egg cooking)

Functions

Automatic cooking
 Booster: to increase the power of any cooking zone by about 75%

Safety

Child safety lock
 Residual heat indicator
 Over temperature cut-off
 Overflow safety device
 Automatic stop



GTHP42BK
 Black ceramic glass



GTPN42BK

Performance and features

38 cm Teppanyaki induction Domino
 2 independent thermostatically controlled cooking areas
 Total power: 2.800 W
 9 power levels
 Slider touch controls
 2 timers (1 for egg cooking)
 Digital clock

Functions

Temperature regulator between 50° and 220°
 Memory
 Bridge function: allows two heating zones to be controlled and treated as one

Safety

Child safety lock
 Residual heat indicator
 Overflow safety device
 Over temperature cut-off
 Automatic stop

Details

Full glass control panel



GTPN42BK
 St. steel grill plate - Black ceramic glass







GVP415HBK

Performance and features

38 cm wide – High power Ceramic Domino
1 Powerful Wok: 5.000 W

Functions

One-hand electronic ignition

Safety

Flame failure device

Details

Single round cast iron pan support
Wok support



GVP415HBK
Black ceramic glass



GVP42HBK

Performance and features

38 cm wide – Ceramic Domino
2 gas burners
Total power: 4.000 W

Functions

One-hand electronic ignition

Safety

Flame failure device

Details

2 Single round cast iron pan supports
Wok support



GVP42HBK
Black ceramic glass

DOMINO HOBS

Contemporaneo



GT415HIX

Performance and features

37 cm wide – Domino gas
1 Powerful Wok: 3.800 W

Functions

One-hand electronic ignition

Safety

Flame failure device

Details

Cast iron pan support



GT415HIX
St. steel



GT425HIX

Performance and features

37 cm wide – Domino gas
2 gas burners
Total power: 4.000 W

Functions

One-hand electronic ignition

Safety

Flame failure device

Details

Cast iron pan support



GT425HIX
St. steel



HOODS

Contemporaneo

AIR, SPACE
and LIGHT







ISLAND STARLIGHT HOOD GHIL55IX

Performance and features

Ø 51,5 cm wide
Electronic controls
3 speed
Aluminium grease filters
Carbon filters
Maximum extraction rate 540 m³/h

Functions


Booster: 10' at full power to clean the environment
Delay timer: to set the automatically cut off
Clean Air: to switch on the hood a few minutes per hour to renew the air in your kitchen

Safety

Filter saturation alarm

Details

Perimetral suction



ISLAND CUBO HOOD GHIK58WH

Performance and features

Ø 50 cm wide
Electronic controls
Led lights
4 speed
Aluminium grease filters
Carbon filter
Maximum extraction rate 576,5 m³/h

Functions

Booster: 10' at full power to clean the environment

Details

Perimetral suction



HOODS

Contemporaneo



ISLAND APPLE HOOD GHIA85IX

Performance and features

80,4 cm wide
Electronic controls push buttons
4 speed
Grease filter (St. steel with aluminium pad)
Carbon filters
Maximum extraction rate 496 m³/h

Functions

Booster: 10' at full power to clean the environment



GHIA85IX
Satinated white glass + st. steel lateral sides



WALL HOOD GHWK68WH

Performance and features

67 cm wide
Electronic controls with display
4 speed
Led lights
Aluminium grease filters
Carbon filter
Maximum extraction rate 802 m³/h

Functions

Booster: 10' at full power to clean the environment

Details

Perimetral suction



GHWK68WH
White glass + st. steel



WALL CRYSTAL HOOD GHGP89BK

Performance and features

80 cm wide
Touch backlit controls
4 speed
Aluminium grease filters
Carbon filters
Maximum extraction rate 920 m³/h
Led lights

Functions

Booster: 10' at full power to clean the environment
Delay timer: to set the automatically cut off
Clean Air: to switch on the hood a few minutes per hour to renew the air in your kitchen

Safety

Filter saturation alarm

Details

Perimetral suction



GHGP89BK
Black glass



WALL CRYSTAL HOOD GHGP89WH

Performance and features

80 cm wide
Touch backlit controls
4 speed
Aluminium grease filters
Carbon filters
Maximum extraction rate 920 m³/h
Led lights

Functions

Booster: 10' at full power to clean the environment
Delay timer: to set the automatically cut off
Clean Air: to switch on the hood a few minutes per hour to renew the air in your kitchen

Safety

Filter saturation alarm

Details

Perimetral suction



GHGP89WH
White glass

HOODS

Contemporaneo



DOWNDRAFT HOOD GHVP98BK

Performance and features

90 cm wide
Touch controls
4 speed
Aluminium grease filters
Carbon filter
Maximum extraction rate 850 m³/h

Functions

Delay timer: to set the automatically cut off


Safety

Filter saturation alarm

Details

Perimetral suction
Black glass



 **GHVP98BK**
St. steel - black glass



DOWNDRAFT HOOD GHVP68BK

Performance and features

60 cm wide
Touch controls
4 speed
Aluminium grease filters
Carbon filter
Maximum extraction rate 850 m³/h

Functions

Delay timer: to set the automatically cut off


Safety

Filter saturation alarm

Details

Perimetral suction
Black glass



 **GHVP68BK**
St. steel - black glass



ISLAND CYLINDER HOOD GHIP48IX

Performance and features

Ø 37 cm wide
Feel touch controls (optical)
3 speed
Aluminium grease filter
Carbon filter
Maximum extraction rate 650 m³/h

Functions

Booster: 10' at full power to clean the environment
Delay timer: to set the automatically cut off
Clean Air: to switch on the hood a few minutes per hour to renew the air in your kitchen

Safety

Filter saturation alarm

Details

Perimetral suction



GHIP48IX
St. steel



ISLAND CUBE HOOD GHIP68IX

Performance and features

60 cm wide
Feel touch controls (optical)
3 speed
Aluminium grease filter
Carbon filter
Maximum extraction rate 700 m³/h

Functions

Booster: 10' at full power to clean the environment

Safety

Filter saturation alarm

Details

Perimetral suction



GHIP68IX
St. steel



CEILING HOOD

GHIS98IX / GHIS128IX

Performance and features

90 cm wide / 120 cm wide
Electronic controls
3 speed
1 Led bar
Aluminium grease filters
Carbon filters
Maximum extraction rate: 790 m³/h

Functions

Booster: 10' at full power to clean the environment
Delay timer: to set the automatically cut off
Clean Air: to switch on the hood a few minutes per hour to renew the air in your kitchen

Safety

Filter saturation alarm

Details

Perimetral suction



GHIS98IX / GHIS128IX
St. steel



GHBP98IX

Performance and features

90 cm wide
Touch controls backlit
3 speed
Aluminium grease filters
Maximum extraction rate: 820 m³/h

Functions

Booster: 10' at full power to clean the environment



GHBP98IX
St. steel - black glass



GHFP77IX / GHFP57IX

Performance and features

70 cm wide / 52 cm wide

Electronic controls

3 speed

Aluminium grease filters

Carbon filters

Maximum extraction rate: 690 m³/h

Functions

Booster: 10' at full power to clean the environment

Safety

Filter saturation alarm

Details

Perimetral suction



GHFP77IX / GHFP57IX
St. steel

WARM ATMOSPHERE



Tradizione

PHERE









OVENS

Tradizione



GFN94AV

Performance and features

Multifunction oven
Analogic clock (start/end cooking)
64 l oven capacity
Tangential cooling fan
2 shelves positions with telescopic grids
Easy to clean enamelled cavity

Functions

9 functions

Safety

Triple glass cold door

Details

Titanium enamelled cavity
Full flat glass inner door



GFN94AV
Avena



GFN94RM

Performance and features

Multifunction oven
Analogic clock (start/end cooking)
64 l oven capacity
Tangential cooling fan
2 shelves positions with telescopic grids
Easy to clean enamelled cavity

Functions

9 functions

Safety

Triple glass cold door

Details

Titanium enamelled cavity
Full flat glass inner door



GFN94RM
Copper



GFN94AN

Performance and features

Multifunction oven
Analogic clock (start/end cooking)
64 l oven capacity
Tangential cooling fan
2 shelves positions with telescopic grids
Easy to clean enamelled cavity

Functions

9 functions

Safety

Triple glass cold door

Details

Titanium enamelled cavity
Full flat glass inner door



GFN94AN
Anthracite



GFN94TF

Performance and features

Multifunction oven
Analogic clock (start/end cooking)
64 l oven capacity
Tangential cooling fan
2 shelves positions with telescopic grids
Easy to clean enamelled cavity

Functions

9 functions

Safety

Triple glass cold door

Details

Titanium enamelled cavity
Full flat glass inner door



GFN94TF
Terre de France



GFN94BA

Performance and features

Multifunction oven
Analogic clock (start/end cooking)
64 l oven capacity
Tangential cooling fan
2 shelves positions with telescopic grids
Easy to clean enamelled cavity

Functions

9 functions

Safety

Triple glass cold door

Details

Titanium enamelled cavity
Full flat glass inner door



GFN94BA
White



GFN94PN

Performance and features

Multifunction oven
Analogic clock (start/end cooking)
64 l oven capacity
Tangential cooling fan
2 shelves positions with telescopic grids
Easy to clean enamelled cavity

Functions

9 functions

Safety

Triple glass cold door

Details

Titanium enamelled cavity
Full flat glass inner door



GFN94PN
Cream







GFN54AV

Performance and features

Multifunction oven
Analogic clock (start/end cooking)
64 l oven capacity
Tangential cooling fan
Smooth sides with chromed racks
Easy to clean enamelled cavity

Functions

5 functions

Safety

Triple glass cold door

Details

Titanium enamelled cavity
Full flat glass inner door



GFN54AV
Avena



GFN54RM

Performance and features

Multifunction oven
Analogic clock (start/end cooking)
64 l oven capacity
Tangential cooling fan
Smooth sides with chromed racks
Easy to clean enamelled cavity

Functions

5 functions

Safety

Triple glass cold door

Details

Titanium enamelled cavity
Full flat glass inner door



GFN54RM
Copper



GFN54AN

Performance and features

Multifunction oven
Analogic clock (start/end cooking)
64 l oven capacity
Tangential cooling fan
Smooth sides with chromed racks
Easy to clean enamelled cavity

Functions

5 functions

Safety

Triple glass cold door

Details

Titanium enamelled cavity
Full flat glass inner door



GFN54AN
Anthracite



GFN54TF

Performance and features

Multifunction oven
Analogic clock (start/end cooking)
64 l oven capacity
Tangential cooling fan
Smooth sides with chromed racks
Easy to clean enamelled cavity

Functions

5 functions

Safety

Triple glass cold door

Details

Titanium enamelled cavity
Full flat glass inner door



GFN54TF
Terre de France



GFN54BA

Performance and features

Multifunction oven
 Analogic clock (start/end cooking)
 64 l oven capacity
 Tangential cooling fan
 Smooth sides with chromed racks
 Easy to clean enamelled cavity

Functions

5 functions

Safety

Triple glass cold door

Details

Titanium enamelled cavity
 Full flat glass inner door



GFN54BA
 White



GFN54PN

Performance and features

Multifunction oven
 Analogic clock (start/end cooking)
 64 l oven capacity
 Tangential cooling fan
 Smooth sides with chromed racks
 Easy to clean enamelled cavity

Functions

5 functions

Safety

Triple glass cold door

Details

Titanium enamelled cavity
 Full flat glass inner door



GFN54PN
 Cream

OVENS

Tradizione



GFNV25AV

Performance and features

MULTICHEF
Multifunction gas oven (fan assisted)
Electrical grill
Analogic minute minder
63 l oven capacity
Tangential cooling fan
Smooth sides with chromed racks
Easy to clean enamelled cavity

Functions

6 functions

Safety

Triple glass cold door

Details

Titanium enamelled cavity
Full flat glass inner door



GFNV25AV
Avena



GFNV25TF

Performance and features

MULTICHEF
Multifunction gas oven (fan assisted)
Electrical grill
Analogic minute minder
63 l oven capacity
Tangential cooling fan
Smooth sides with chromed racks
Easy to clean enamelled cavity

Functions

6 functions

Safety

Triple glass cold door

Details

Titanium enamelled cavity
Full flat glass inner door



GFNV25TF
Terre de France







HOBS

Tradizione







GTPR855HAV

Performance and features

75 cm gas hob
5 gas burners
1 powerful Wok burner: 3300 W
Total power: 10.800 W

Functions

One-hand electronic ignition

Safety

Flame failure device

Details

Cast iron pan supports



GTPR855HAV
Avena



GTPR855HRM

Performance and features

75 cm gas hob
5 gas burners
1 powerful Wok burner: 3.300 W
Total power: 10.800 W

Functions

One-hand electronic ignition

Safety

Flame failure device

Details

Cast iron pan supports



GTPR855HRM
Copper



GTPR855HAN

Performance and features

75 cm gas hob
5 gas burners
1 powerful Wok burner: 3300 W
Total power: 10800 W

Functions

One-hand electronic ignition

Safety

Flame failure device

Details

Cast iron pan supports



GTPR855HAN
Anthracite



GTPR855HTF

Performance and features

75 cm gas hob
5 gas burners
1 powerful Wok burner: 3300 W
Total power: 10800 W

Functions

One-hand electronic ignition

Safety

Flame failure device

Details

Cast iron pan supports



GTPR855HTF
Terre de France



GTPR855HBA

Performance and features

75 cm gas hob
5 gas burners
1 powerful Wok burner: 3.300 W
Total power: 10.800 W

Functions

One-hand electronic ignition

Safety

Flame failure device

Details

Cast iron pan supports



GTPR855HBA
White



GTPR855HPN

Performance and features

75 cm gas hob
5 gas burners
1 powerful Wok burner: 3.300 W
Total power: 10.800 W

Functions

One-hand electronic ignition

Safety

Flame failure device

Details

Cast iron pan supports



GTPR855HPN
Cream





GTPR645HAV

Performance and features

60 cm gas hob
4 gas burners
1 powerful Wok burner: 3.300 W
Total power: 7.800 W

Functions

One-hand electronic ignition

Safety

Flame failure device

Details

Cast iron pan supports



GTPR645HAV
Avena



GTPR645HRM

Performance and features

60 cm gas hob
4 gas burners
1 powerful Wok burner: 3.300 W
Total power: 7.800 W

Functions

One-hand electronic ignition

Safety

Flame failure device

Details

Cast iron pan supports



GTPR645HRM
Copper



GTPR645HAN

Performance and features

60 cm gas hob
4 gas burners
1 powerful Wok burner: 3.300 W
Total power: 7.800 W

Functions

One-hand electronic ignition

Safety

Flame failure device

Details

Cast iron pan supports



GTPR645HAN
Anthracite



GTPR645HTF

Performance and features

60 cm gas hob
4 gas burners
1 powerful Wok burner: 3.300 W
Total power: 7.800 W

Functions

One-hand electronic ignition

Safety

Flame failure device

Details

Cast iron pan supports



GTPR645HTF
Terre de France



GTPR645HBA

Performance and features

60 cm gas hob
4 gas burners
1 powerful Wok burner: 3.300 W
Total power: 7.800 W

Functions

One-hand electronic ignition

Safety

Flame failure device

Details

Cast iron pan supports



GTPR645HBA
White



GTPR645HPN

Performance and features

60 cm gas hob
4 gas burners
1 powerful Wok burner: 3.300 W
Total power: 7.800 W

Functions

One-hand electronic ignition

Safety

Flame failure device


Details

Cast iron pan supports



GTPR645HPN
Cream







HOODS

Tradizione



GHPR94AV

Performance and features

90/60 cm wide
Slider controls
3 speed
Aluminium grease filters
Carbon filters
Maximum extraction rate: 395 m³/h



GHPR94AV 90 cm
GHPR64AV 60 cm
Avena



GHPR94RM

Performance and features

90/60 cm wide
Slider controls
3 speed
Aluminium grease filters
Carbon filters
Maximum extraction rate: 395 m³/h



GHPR94RM 90 cm
GHPR64RM 60 cm
Copper



GHPR94AN

Performance and features

90/60 cm wide
 Slider controls
 3 speed
 Aluminium grease filters
 Carbon filters
 Maximum extraction rate: 395 m³/h



GHPR94AN 90 cm
GHPR64AN 60 cm
 Anthracite



GHPR94TF

Performance and features

90/60 cm wide
 Slider controls
 3 speed
 Aluminium grease filters
 Carbon filters
 Maximum extraction rate: 395 m³/h



GHPR94TF 90 cm
GHPR64TF 60 cm
 Terre de France

HOODS

Tradizione




GHPR94BA

Performance and features

90/60 cm wide
Slider controls
3 speed
Aluminium grease filters
Carbon filters
Maximum extraction rate: 395 m³/h



 **GHPR94BA** 90 cm
GHPR64BA 60 cm
White




GHPR94PN

Performance and features

90/60 cm wide
Slider controls
3 speed
Aluminium grease filters
Carbon filters
Maximum extraction rate: 395 m³/h



 **GHPR94PN** 90 cm
GHPR64PN 60 cm
Cream

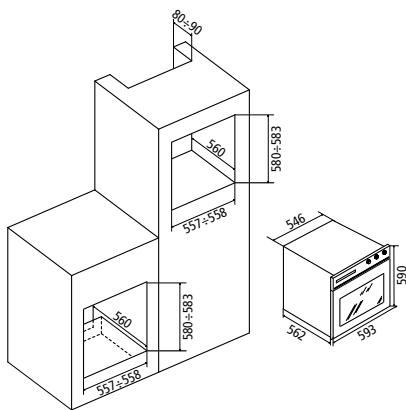


BUILT-IN

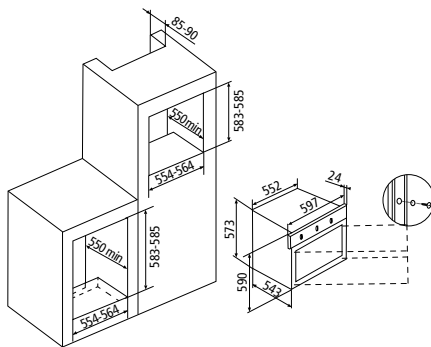
Glem

TECH INFO

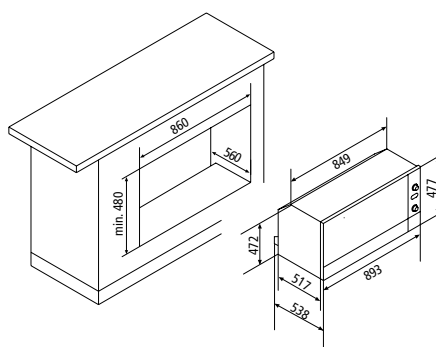
OVENS

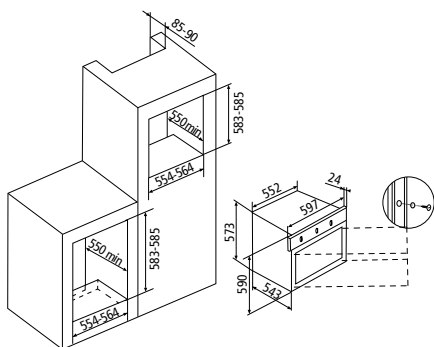


OVENS

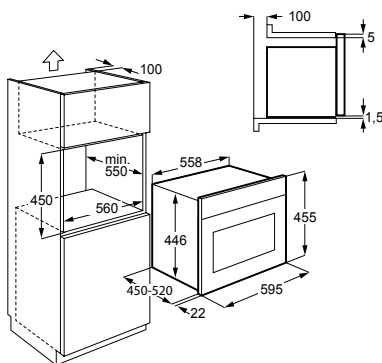


OVENS

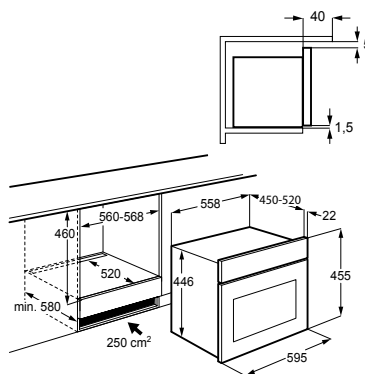


OVENS

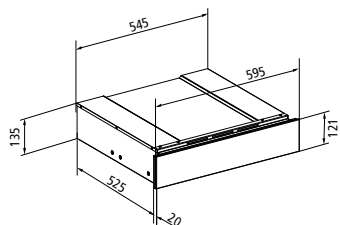
COMPACT OVENS

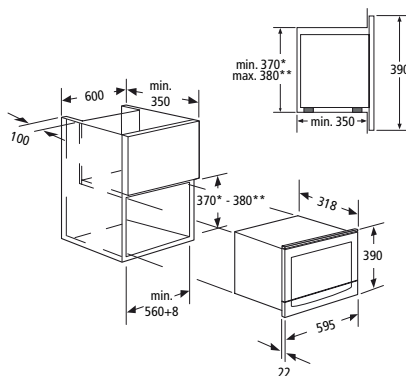


COMPACT OVENS



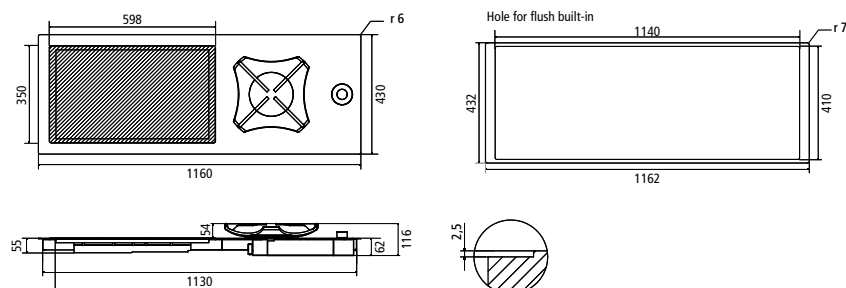
DRAWERS / WARMING DRAWERS OVENS



OVENS

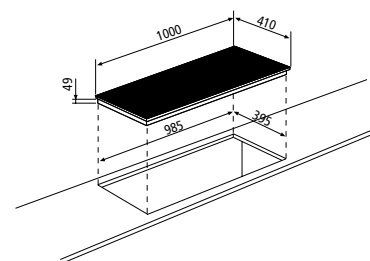
GPINDS

HOBS



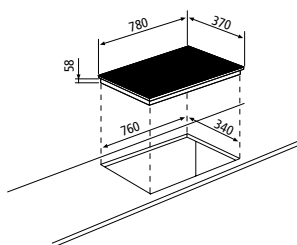
GTIP14

HOBS



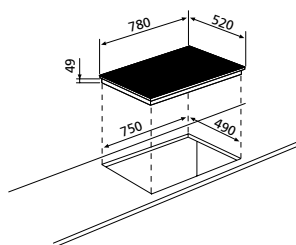
GTIP83

HOBS



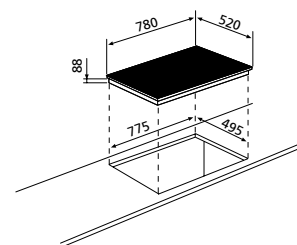
GTIP84

HOBS



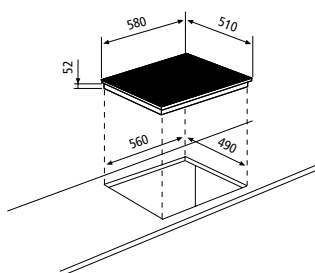
GTIPW84

HOBS



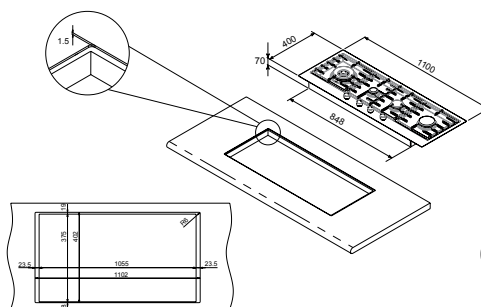
GTIP64 - GTIP63 - GTHP85T - GTHP65T - GTHP63T

HOBS



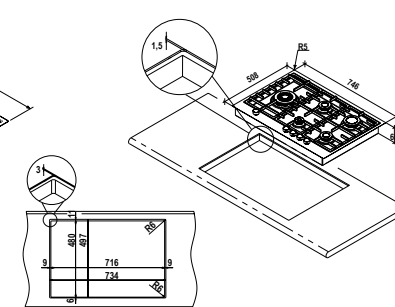
GTPF145H

HOBS



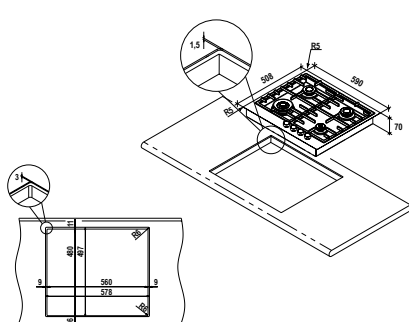
GTPF855H

HOBS



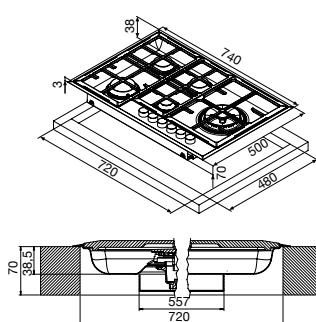
GTPF685H

HOBS



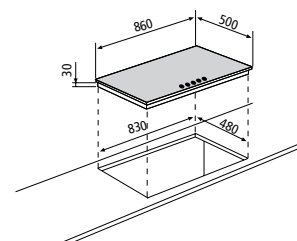
GTPS51H

HOBS



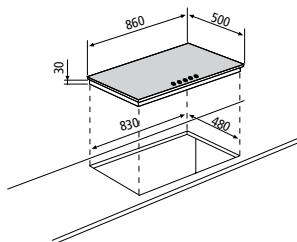
GTP955H

HOBS

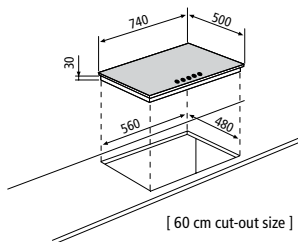


GTP951H

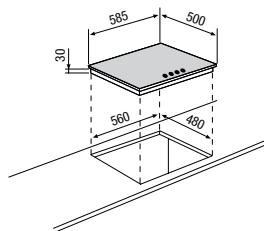
HOBS

**GTP851H - GTP842H - GTP855H**

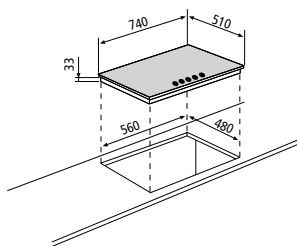
HOBS

**GTP64H - GTP685H**

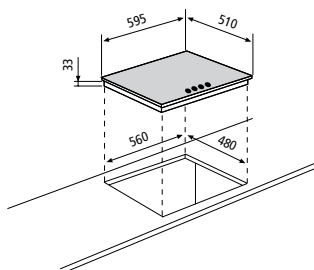
HOBS

**GTPR855H**

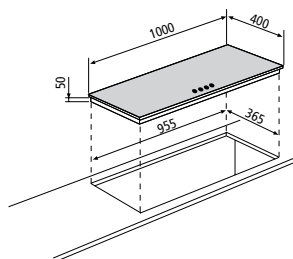
HOBS

**GTPR645H**

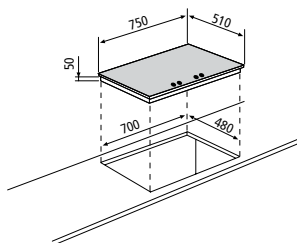
HOBS

**GVP145H**

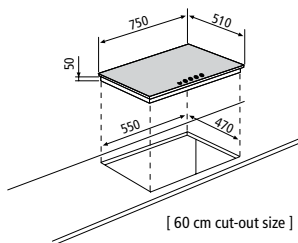
HOBS

**GVP88H**

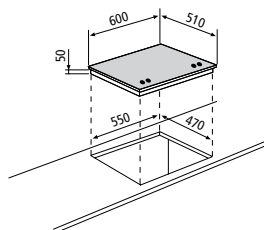
HOBS

**GVP755H**

HOBS

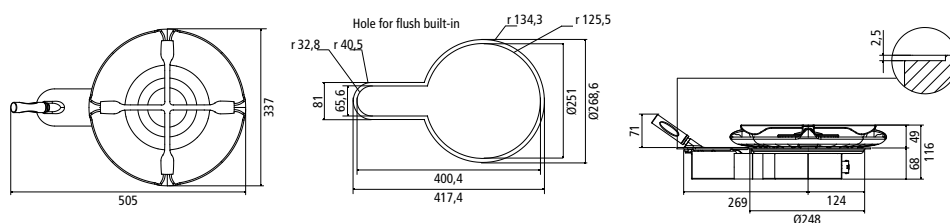
**GVP685H - GVP635H**

HOBS



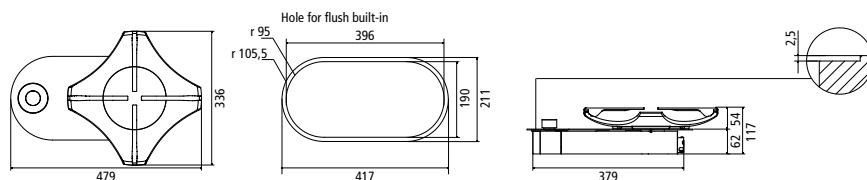
ORIGINE

HOB5



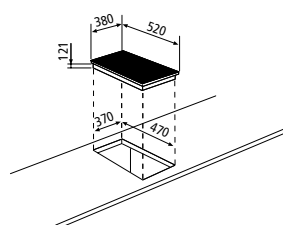
STELLARE

HOB5



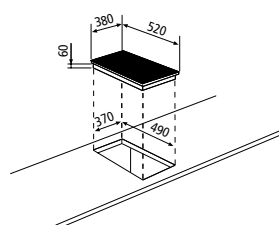
GTIPW41

HOB5



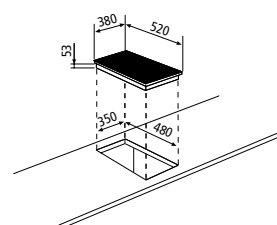
GTPN42

HOB5



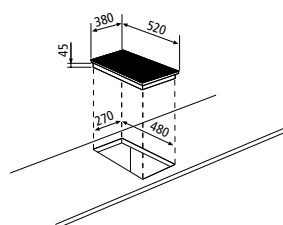
GTIP42

HOB5



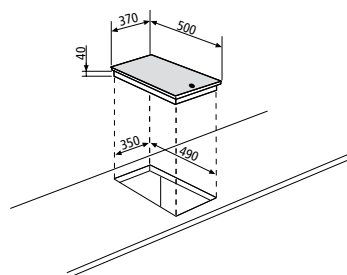
GTHP42

HOB5



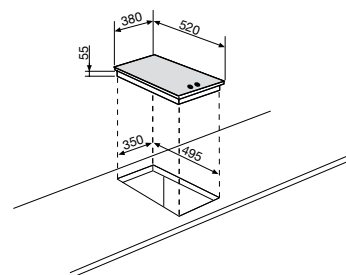
GT415H - GT425H

HOB5



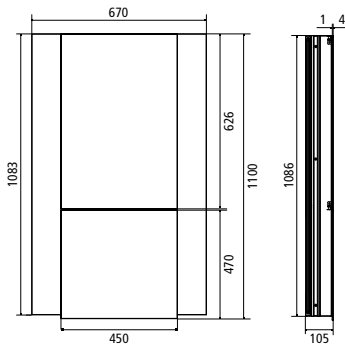
GVP415H - GVP42H

HOB5

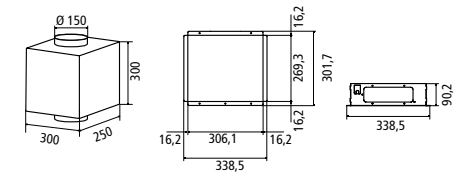


GPCR1M

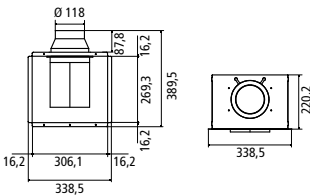
HOODS



REMOTE MOTOR **GPKITRE**

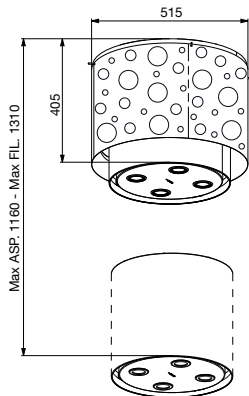


BUILT-IN MOTOR **GPKITIN**



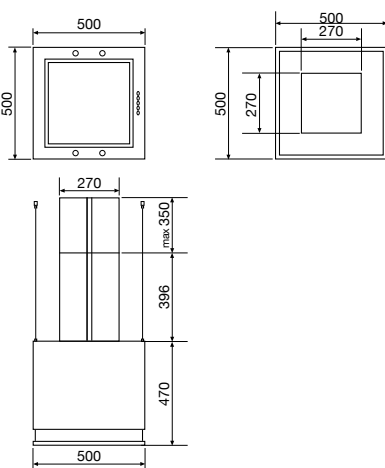
GHIL55

HOODS



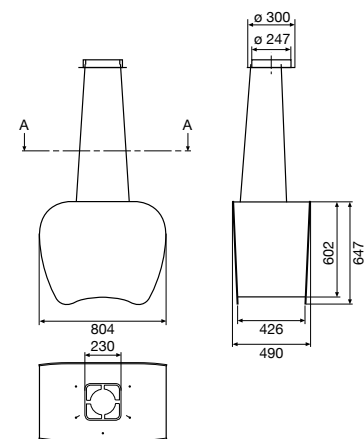
GHIK58

HOODS



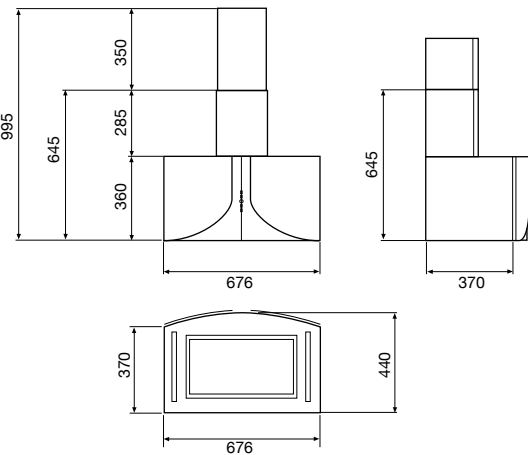
GHIA85

HOODS



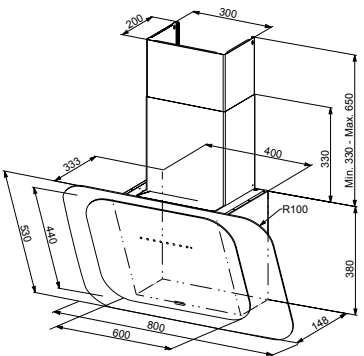
GHWK68

HOODS



GHGP89

HOODS

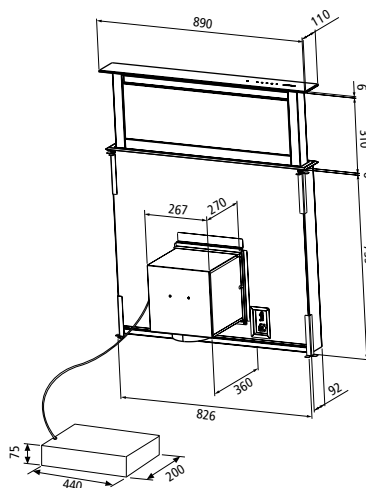


TECHNICAL DRAWINGS

Tech info

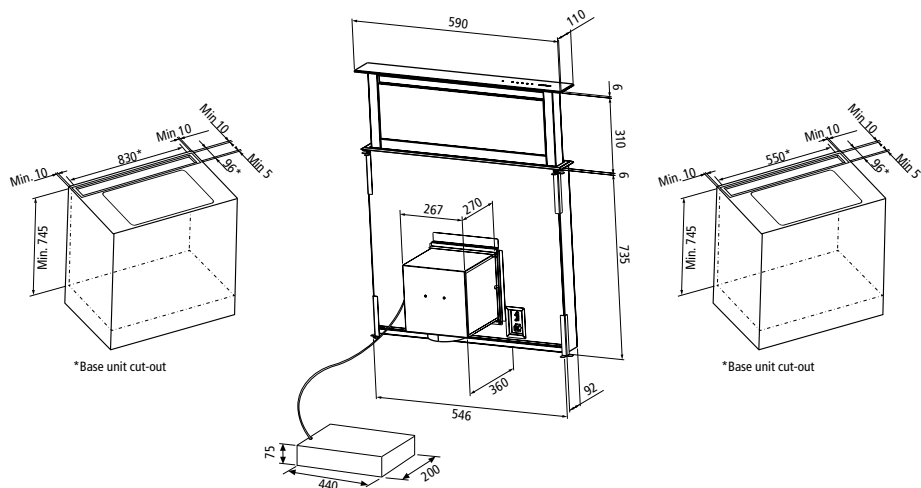
GHVP98

HOODS



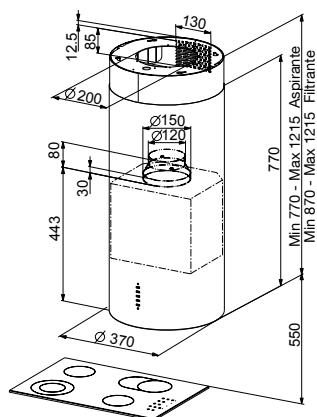
GHVP68

HOODS



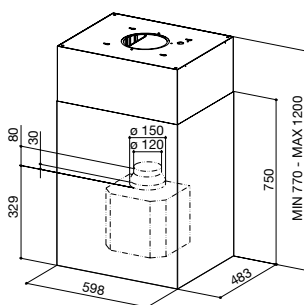
GHIP48

HOODS



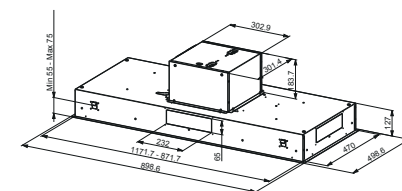
GHIP68

HOODS



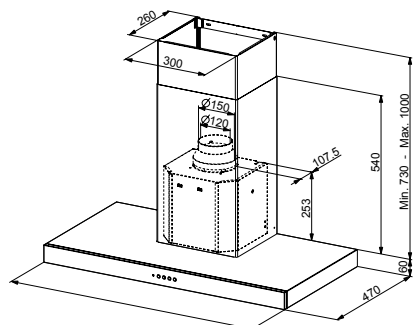
GHIS98

HOODS



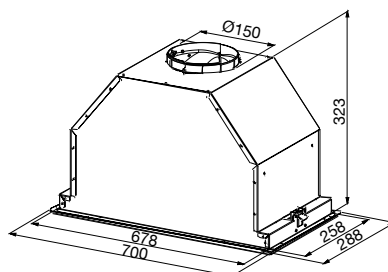
GHBP98

HOODS



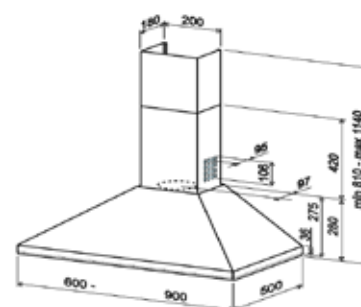
GHFP77

HOODS



GHPR94 - GHPR64

HOODS



PLATES FOR ORIGINE HOBS

PLATE IN "MONOLITE IPERGRES"[®]
for the auxiliary burner



-  GPP01AWH
White
-  GPP01ABK
Black
-  GPP01ATT
Turtledove
-  GPP01ACM
Cream
-  GPP01ACC
Cyclamen-red

PLATE IN "MONOLITE IPERGRES"[®]
for the semi-rapid burner



-  GPP01SWH
White
-  GPP01SBK
Black
-  GPP01STT
Turtledove
-  GPP01SCM
Cream
-  GPP01SCC
Cyclamen-red

PLATE IN "MONOLITE IPERGRES"[®]
for the triple ring burner



-  GPP01TWH
White
-  GPP01TBK
Black
-  GPP01TTT
Turtledove
-  GPP01TCM
Cream
-  GPP01TCC
Cyclamen-red

MOTORS FOR RIFLESSO HOOD



REMOTE MOTOR

Motor remote installed
Built-in pannel on the wall
Aspiration pipe (rectangular section)
Maximum extraction rate 1000 m³/h
4 speed
Minimum wall depth - 10 cm

GPKITRE



BUILT-IN MOTOR

Built-in on the wall
Aspiration pipe ø 12 cm
Maximum extraction rate 800 m³/h
4 speed
Minimum wall depth - 23 cm

GPKITIN



OVEN LIGHT

It is operated utilizing the oven functions.



PIZZA

Ideal for cooking pizza.



PRE-HEATING

This time-saver preheats the oven approx. 30% faster by using all the heating elements at once.



TRADITIONAL COOKING

The heat is given by the bottom and upper oven elements. Ideal for pastry cooking and traditional recipes.



BOTTOM ELEMENT

Ideal for cooking pies and to give a final touch to the cooking.



BOTTOM ELEMENT WITH FAN

The heat of the bottom element is spread through the fan. Ideal for soufflés.



UPPER ELEMENT

This function allows direct cooking. Very good for cooking au gratin.



STATIC + FAN

The heat given by the bottom and upper oven elements is spread through the fan.



UPPER ELEMENT + FAN

This function allows direct cooking. Very good for cooking big pieces of meat.



GRILL

It is used to cook "au gratin". Ideal for cooking "thin" meat.



GRILL WITH FAN

The grill along with the fan spreads the heat in a homogenous way. It is ideal for cooking medium and very thick meat.



GRILL + TURNSPIT

Ideal for grilling.



GRILL WITH FAN + TURNSPIT

The grill along with the fan spreads the heat in a homogeneous way. It is ideal for cooking and grilling medium and very thick meat.



DOUBLE GRILL

The grill along with the upper element allows grilling on wider areas.



DOUBLE GRILL WITH FAN

Ideal for grilling meat and for cooking fish.



DOUBLE GRILL + TURNSPIT

Ideal for grilling big pieces of meat.



DOUBLE GRILL + FAN + TURNSPIT

It is ideal for grilling big pieces of meat, with turnspit.



MULTIFUNCTION (CIRCULAR + FAN)

The fan moves the hot air inside the oven, allowing homogeneous cooking on 3 levels, without spreading any smell.



DEFROSTING

The fan is operated without any element. It assures rapid defrosting in few minutes and in the best possible way.



LOW TEMP

The fan together with the preset temperature at 40 °C is ideal to defrost in low temperature or manteing hot cooked dishes.



TURNSPIT

Ideal for baking meats.



GAS

Traditional gas cooking.



GRILL GAS

Ideal for cooking with turnspit.



GRILL GAS + TURNSPIT

Ideal for baking meats.



GAS + TURNSPIT

Ideal for even cooking.






























GAS WITH FAN

The fan spreads the heat produced by the gas burner in a homogeneous way.



AMBIENTE LIGHT

It makes a special atmosphere in the kitchen.

	GPFA11BK	GPFA11IX	GFP16IX	GFP13IX
Collection	Progetto	Progetto	Contemporaneo	Contemporaneo
Type	Multifunction	Multifunction	Multifunction	Multifunction
Colour	Black anodized steel	St. steel	Black / St. steel frame	Black / St. steel frame
FUNCTIONS				
Programs number	11	11	13	11
 Light	•	•	-	-
 Pizza	•	•	•	•
 Pre-heating	•	•	-	•
 Traditional cooking	•	•	•	•
 Bottom element	•	•	-	•
 Bottom element + fan	-	-	•	•
 Upper element	-	-	•	-
 Grill	-	-	•	•
 Grill + upper element (double grill)	-	-	•	-
 Double grill + fan	-	-	•	•
 Double grill + turnspit	•	•	-	-
 Double grill + fan + turnspit	-	-	-	-
 Grill + fan	-	-	•	-
 Grill + turnspit	•	•	-	-
 Grill + fan + turnspit	•	•	-	-
 Static + fan	-	-	•	•
 Multifunction (circular + fan)	•	•	•	•
 Defrosting	•	•	•	•
 Turnspit	-	-	-	-
 Gas	-	-	-	-
 Grill Gas	-	-	-	-
 Grill Gas + turnspit	-	-	-	-
 Gas + fan	-	-	-	-
 Gas + turnspit	-	-	-	-
 Upper element + fan	-	-	•	-
 Low temp	-	-	•	•
 Ambiente Light	•	•	-	-
PROGRAMMING				
Clock-Oven Control System	Full electronic programmer	Full electronic programmer	Full touch electronic programmer	Full electronic programmer
OVEN CAVITY				
Black enamel	-	-	-	-
Titanium grey (ETC)	-	-	•	•
Bronzed Enamel	•	•	-	-
Glass Door Type	Full glass flat	Full glass flat	Full glass flat	Full glass flat
Cold door	•	•	•	•
OVEN CAVITY EQUIPMENT				
Smooth sides with chromed racks	•	•	•	•
n° grids	1	1	1	1
n° drip tray	1	1	2	2
Other accessories	Pizza stone	Pizza stone	-	-
Turnspit	•	•	-	-
n° level with telescopic guide	4	4	2	2
TECHNICAL FEATURES				
Power	kW	2,896	2,896	2,870
Voltage/Frequency	V/Hz	220-240 / 50-60	220-240 / 50-60	220-240 / 50-60
Efficiency energy class ⁽¹⁾		A	A	A
Net volume	lt	64	64	64
n° glass		3	3	3
n° lamps		2 (halogens)	2 (halogens)	1
Tangential cooling fan		•	•	•
Energy consumption conventional ⁽¹⁾	kWh	0,88	0,88	0,88
Energy consumption fan forced ⁽¹⁾	kWh	0,80	0,80	0,80
Maximum temperature	°C	250	250	250
DIMENSIONS				
Product HxWxD	mm	590x597x543	590x597x543	590x597x543
Built-in HxWxD	mm	583x554x564	583x554x564	583x554x564
Package HxWxD	mm	700x640x640	700x640x640	700x640x640

⁽¹⁾ from January 2015, according to regulation 65/2014

TECHNICAL FEATURES OVENS




























	GFP13WH	GFP93IX	GFP93IXL	GFP93BK
Collection	Contemporaneo	Contemporaneo	Contemporaneo	Contemporaneo
Type	Multifunction	Multifunction	Multifunction	Multifunction
Colour	White / St. steel frame	Black / St. steel frame	St. steel / St. steel frame	Black
FUNCTIONS				
Programs number	11	9	9	9
Light	-	-	-	-
Pizza	•	•	•	•
Pre-heating	•	•	•	•
Traditional cooking	•	•	•	•
Bottom element	•	-	-	-
Bottom element + fan	•	-	-	-
Upper element	-	-	-	-
Grill	•	•	•	•
Grill + upper element (double grill)	-	•	•	•
Double grill + fan	•	•	•	•
Double grill + turnspit	-	-	-	-
Double grill + fan + turnspit	-	-	-	-
Grill + fan	-	-	-	-
Grill + turnspit	-	-	-	-
Grill + fan + turnspit	-	-	-	-
Static + fan	•	•	•	•
Multifunction (circular + fan)	•	•	•	•
Defrosting	•	•	•	•
Turnspit	-	-	-	-
Gas	-	-	-	-
Grill Gas	-	-	-	-
Grill Gas + turnspit	-	-	-	-
Gas + fan	-	-	-	-
Gas + turnspit	-	-	-	-
Upper element + fan	-	-	-	-
Low temp	•	-	-	-
Ambiente Light	-	-	-	-
PROGRAMMING				
Clock-Oven Control System	Full electronic programmer	Digital programmer touch	Electronic programmer touch	Electronic programmer touch
OVEN CAVITY				
Black enamel	-	-	-	-
Titanium grey (ETC)	•	•	•	•
Bronzed Enamel	-	-	-	-
Glass Door Type	Full glass flat	Full glass flat	Full glass flat	Full glass flat
Cold door	•	•	•	•
OVEN CAVITY EQUIPMENT				
Smooth sides with chromed racks	•	•	•	•
n° grids	1	1	1	1
n° drip tray	2	2	2	2
Other accessories	-	-	-	-
Turnspit	-	-	-	-
n° level with telescopic guide	2	2	2	2
TECHNICAL FEATURES				
Power	kW	2,870	2,670	2,870
Voltage/Frequency	V/Hz	220-240 / 50-60	220-240 / 50-60	220-240 / 50-60
Efficiency energy class ⁽¹⁾		A	A	A
Net volume	lt	64	64	64
n° glass		3	3	3
n° lamps		1	1	1
Tangential cooling fan		•	•	•
Energy consumption conventional ⁽¹⁾	kWh	0,88	0,88	0,88
Energy consumption fan forced ⁽¹⁾	kWh	0,80	0,80	0,80
Maximum temperature	°C	250	250	250
DIMENSIONS				
Product HxWxD	mm	590x597x543	590x597x543	590x597x543
Built-in HxWxD	mm	583x554x564	583x554x564	583x554x564
Package HxWxD	mm	700x640x640	700x640x640	700x640x640

⁽¹⁾ from January 2015, according to regulation 65/2014

	GFP93WH	GFPW21IX	GFPV21IX	GFS93IX	
Collection	Contemporaneo	Contemporaneo	Contemporaneo	Contemporaneo	
Type	Multifunction	Gas Multifunction	Gas Multifunction (electric grill)	Multifunction	
Colour	White	St. steel / St. steel frame	St. steel / St. steel frame	St. steel	
FUNCTIONS					
Programs number	9	3	6	9	
Light	-	•	•	-	
Pizza	•	-	-	•	
Pre-heating	•	-	-	•	
Traditional cooking	•	-	-	•	
Bottom element	-	-	-	-	
Bottom element + fan	-	-	-	-	
Upper element	-	-	-	-	
Grill	•	-	•	•	
Grill + upper element (double grill)	•	-	-	•	
Double grill + fan	•	-	-	•	
Double grill + turnspit	-	-	-	-	
Double grill + fan + turnspit	-	-	-	-	
Grill + fan	-	-	•	-	
Grill + turnspit	-	-	-	-	
Grill + fan + turnspit	-	-	-	-	
Static + fan	•	-	-	•	
Multifunction (circular + fan)	•	-	-	•	
Defrosting	•	-	•	•	
Turnspit	-	-	-	-	
Gas	-	-	•	-	
Grill Gas	-	•	-	-	
Grill Gas + turnspit	-	-	-	-	
Gas + fan	-	•	•	-	
Gas + turnspit	-	-	-	-	
Upper element + fan	-	-	-	-	
Low temp	-	-	-	-	
Ambiente Light	-	-	-	-	
PROGRAMMING					
Clock-Oven Control System	Electronic programmer touch	Minute minder 60'	Minute minder 60'	Standard electronic programmer	
OVEN CAVITY					
Black enamel	-	-	-	-	
Titanium grey (ETC)	•	•	•	•	
Bronzed Enamel	-	-	-	-	
Glass Door Type	Full glass flat	Full glass flat	Full glass flat	Full glass flat	
Cold door	•	•	•	•	
OVEN CAVITY EQUIPMENT					
Smooth sides with chromed racks	•	•	•	•	
n° grids	1	1	1	1	
n° driptray	2	1	1	2	
Other accessories	-	-	-	-	
Turnspit	-	-	-	-	
n° level with telescopic guide	2	-	-	-	
TECHNICAL FEATURES					
Power	kW	2,870	0,075	1,375	2,870
Voltage/Frequency	V/Hz	220-240 / 50-60	220-240 / 50-60	220-240 / 50-60	220-240 / 50-60
Efficiency energy class ⁽¹⁾		A	A	A	A
Net volume	lt	64	60	63	64
n° glass		3	3	3	3
n° lamps		1	1	1	1
Tangential cooling fan		•	•	•	•
Energy consumption conventional ⁽¹⁾	kWh	0,88	1,59 / 5,71	1,59 / 5,71	0,88
Energy consumption fan forced ⁽¹⁾	kWh	0,80	1,77 / 6,37	1,77 / 6,37	0,80
Maximum temperature	°C	250	250	250	250
DIMENSIONS					
Product HxWxD	mm	590x597x543	590x597x543	590x597x543	590x597x543
Built-in HxWxD	mm	583x554x564	583x554x564	583x554x564	583x554x564
Package HxWxD	mm	700x640x640	700x640x640	700x640x640	700x640x640

⁽¹⁾ from January 2015, according to regulation 65/2014

TECHNICAL FEATURES OVENS




























		GFS53IX	GFP993IX	GFN94AV	GFN94RM
Collection		Contemporaneo	Contemporaneo	Tradizione	Tradizione
Type		Multifunction	Multifunction	Multifunction	Multifunction
Colour		St. steel	Black / St. steel strips	Avena	Copper
FUNCTIONS					
Programs number		5	9	9	9
 Light		-	•	-	-
 Pizza		-	•	•	•
 Pre-heating		-	-	•	•
 Traditional cooking		•	•	•	•
 Bottom element		•	•	-	-
 Bottom element + fan		•	-	-	-
 Upper element		-	-	-	-
 Grill		-	•	•	•
 Grill + upper element (double grill)		-	•	•	•
 Double grill + fan		-	•	•	•
 Double grill + turnspit		-	-	-	-
 Double grill + fan + turnspit		-	-	-	-
 Grill + fan		•	-	-	-
 Grill + turnspit		-	-	-	-
 Grill + fan + turnspit		-	-	-	-
 Static + fan		•	•	•	•
 Multifunction (circular + fan)		-	•	•	•
 Defrosting		-	-	•	•
 Turnspit		-	-	-	-
 Gas		-	-	-	-
 Grill Gas		-	-	-	-
 Grill Gas + turnspit		-	-	-	-
 Gas + fan		-	-	-	-
 Gas + turnspit		-	-	-	-
 Upper element + fan		-	-	-	-
 Low temp		-	-	-	-
 Ambiente Light		-	-	-	-
PROGRAMMING					
Clock-Oven Control System		Standard electronic programmer	Electronic programmer touch	Analogic programmer	Analogic programmer
OVEN CAVITY					
Black enamel		-	•	-	-
Titanium grey (ETC)		•	-	•	•
Bronzed Enamel		-	-	-	-
Glass Door Type		Full glass flat	Full glass flat	Full glass flat	Full glass flat
Cold door		•	•	•	•
OVEN CAVITY EQUIPMENT					
Smooth sides with chromed racks		•	•	•	•
n° grids		1	2	1	1
n° drip tray		1	1	2	2
Other accessories		-	Pastry tray (15 mm)	-	-
Turnspit		-	•	-	-
n° level with telescopic guide		-	-	2	2
TECHNICAL FEATURES					
Power	kW	2,670	3,500	2,870	2,870
Voltage/Frequency	V/Hz	220-240 / 50-60	220-240 / 50-60	220-240 / 50-60	220-240 / 50-60
Efficiency energy class ⁽¹⁾		A	A	A	A
Net volume	lt	64	89	64	64
n° glass		3	3	3	3
n° lamps		1	2	1	1
Tangential cooling fan		•	•	•	•
Energy consumption conventional ⁽¹⁾	kWh	0,88	0,98	0,88	0,88
Energy consumption fan forced ⁽¹⁾	kWh	0,80	1,05	0,80	0,80
Maximum temperature	°C	250	-	250	250
DIMENSIONS					
Product HxWxD	mm	590x597x543	893x477x538	590x597x543	590x597x543
Built-in HxWxD	mm	583x554x564	860x480x860	583x554x564	583x554x564
Package HxWxD	mm	700x640x640	980x690x560	700x640x640	700x640x640

⁽¹⁾ from January 2015, according to regulation 65/2014

	GFN94AN	GFN94TF	GFN94BA	GFN94PN
Collection	Tradizione	Tradizione	Tradizione	Tradizione
Type	Multifunction	Multifunction	Multifunction	Multifunction
Colour	Anthracite	Terre de France	White	Cream
FUNCTIONS				
Programs number	9	9	9	9
Light	-	-	-	-
Pizza	•	•	•	•
Pre-heating	•	•	•	•
Traditional cooking	•	•	•	•
Bottom element	-	-	-	-
Bottom element + fan	-	-	-	-
Upper element	-	-	-	-
Grill	•	•	•	•
Grill + upper element (double grill)	•	•	•	•
Double grill + fan	•	•	•	•
Double grill + turnspit	-	-	-	-
Double grill + fan + turnspit	-	-	-	-
Grill + fan	-	-	-	-
Grill + turnspit	-	-	-	-
Grill + fan + turnspit	-	-	-	-
Static + fan	•	•	•	•
Multifunction (circular + fan)	•	•	•	•
Defrosting	•	•	•	•
Turnspit	-	-	-	-
Gas	-	-	-	-
Grill Gas	-	-	-	-
Grill Gas + turnspit	-	-	-	-
Gas + fan	-	-	-	-
Gas + turnspit	-	-	-	-
Upper element + fan	-	-	-	-
Low temp	-	-	-	-
Ambiente Light	-	-	-	-
PROGRAMMING				
Clock-Oven Control System	Analogic programmer	Analogic programmer	Analogic programmer	Analogic programmer
OVEN CAVITY				
Black enamel	-	-	-	-
Titanium grey (ETC)	•	•	•	•
Bronzed Enamel	-	-	-	-
Glass Door Type	Full glass flat	Full glass flat	Full glass flat	Full glass flat
Cold door	•	•	•	•
OVEN CAVITY EQUIPMENT				
Smooth sides with chromed racks	•	•	•	•
n° grids	1	1	1	1
n° drip tray	2	2	2	2
Other accessories	-	-	-	-
Turnspit	-	-	-	-
n° level with telescopic guide	2	2	2	2
TECHNICAL FEATURES				
Power	kW	2,870	2,870	2,870
Voltage/Frequency	V/Hz	220-240 / 50-60	220-240 / 50-60	220-240 / 50-60
Efficiency energy class ⁽¹⁾		A	A	A
Net volume	lt	64	64	64
n° glass		3	3	3
n° lamps		1	1	1
Tangential cooling fan		•	•	•
Energy consumption conventional ⁽¹⁾	kWh	0,88	0,88	0,88
Energy consumption fan forced ⁽¹⁾	kWh	0,80	0,80	0,80
Maximum temperature	°C	250	250	250
DIMENSIONS				
Product HxWxD	mm	590x597x543	590x597x543	590x597x543
Built-in HxWxD	mm	583x554x564	583x554x564	583x554x564
Package HxWxD	mm	700x640x640	700x640x640	700x640x640

⁽¹⁾ from January 2015, according to regulation 65/2014

TECHNICAL FEATURES OVENS

	GFN54AV	GFN54RM	GFN54AN	GFN54TF
Collection	Tradizione	Tradizione	Tradizione	Tradizione
Type	Multifunction	Multifunction	Multifunction	Multifunction
Colour	Avena	Copper	Anthracite	Terre de France
FUNCTIONS				
Programs number	5	5	5	5
 Light	-	-	-	-
 Pizza	-	-	-	-
 Pre-heating	-	-	-	-
 Traditional cooking	•	•	•	•
 Bottom element	•	•	•	•
 Bottom element + fan	•	•	•	•
 Upper element	-	-	-	-
 Grill	-	-	-	-
 Grill + upper element (double grill)	-	-	-	-
 Double grill + fan	-	-	-	-
 Double grill + turnspit	-	-	-	-
 Double grill + fan + turnspit	-	-	-	-
 Grill + fan	•	•	•	•
 Grill + turnspit	-	-	-	-
 Grill + fan + turnspit	-	-	-	-
 Static + fan	•	•	•	•
 Multifunction (circular + fan)	-	-	-	-
 Defrosting	-	-	-	-
 Turnspit	-	-	-	-
 Gas	-	-	-	-
 Grill Gas	-	-	-	-
 Grill Gas + turnspit	-	-	-	-
 Gas + fan	-	-	-	-
 Gas + turnspit	-	-	-	-
 Upper element + fan	-	-	-	-
 Low temp	-	-	-	-
 Ambiente Light	-	-	-	-
PROGRAMMING				
Clock-Oven Control System	Analogic programmer	Analogic programmer	Analogic programmer	Analogic programmer
OVEN CAVITY				
Black enamel	-	-	-	-
Titanium grey (ETC)	•	•	•	•
Bronzed Enamel	-	-	-	-
Glass Door Type	Full glass flat	Full glass flat	Full glass flat	Full glass flat
Cold door	•	•	•	•
OVEN CAVITY EQUIPMENT				
Smooth sides with chromed racks	•	•	•	•
n° grids	1	1	1	1
n° drip tray	1	1	1	1
Other accessories	-	-	-	-
Turnspit	-	-	-	-
n° level with telescopic guide	-	-	-	-
TECHNICAL FEATURES				
Power	kW	2,670	2,670	2,670
Voltage/Frequency	V/Hz	220-240 / 50-60	220-240 / 50-60	220-240 / 50-60
Efficiency energy class ⁽¹⁾		A	A	A
Net volume	lt	64	64	64
n° glass		3	3	3
n° lamps		1	1	1
Tangential cooling fan		•	•	•
Energy consumption conventional ⁽¹⁾	kWh	0,88	0,88	0,88
Energy consumption fan forced ⁽¹⁾	kWh	0,80	0,80	0,80
Maximum temperature	°C	250	250	250
DIMENSIONS				
Product HxWxD	mm	590x597x543	590x597x543	590x597x543
Built-in HxWxD	mm	583x554x564	583x554x564	583x554x564
Package HxWxD	mm	700x640x640	700x640x640	700x640x640

⁽¹⁾ from January 2015, according to regulation 65/2014

		GFN54BA	GFN54PN	GFNV25AV	GFNV25TF
Collection		Tradizione	Tradizione	Tradizione	Tradizione
Type		Multifunction	Multifunction	Gas Multifunction (electric grill)	Gas Multifunction (electric grill)
Colour		White	Cream	Avena	Terre de France
FUNCTIONS					
Programs number		5	5	6	6
Light		-	-	•	•
Pizza		-	-	-	-
Pre-heating		-	-	-	-
Traditional cooking		•	•	-	-
Bottom element		•	•	-	-
Bottom element + fan		•	•	-	-
Upper element		-	-	-	-
Grill		-	-	•	•
Grill + upper element (double grill)		-	-	-	-
Double grill + fan		-	-	-	-
Double grill + turnspit		-	-	-	-
Double grill + fan + turnspit		-	-	-	-
Grill + fan		•	•	•	•
Grill + turnspit		-	-	-	-
Grill + fan + turnspit		-	-	-	-
Static + fan		•	•	-	-
Multifunction (circular + fan)		-	-	-	-
Defrosting		-	-	•	•
Turnspit		-	-	-	-
Gas		-	-	•	•
Grill Gas		-	-	-	-
Grill Gas + turnspit		-	-	-	-
Gas + fan		-	-	•	•
Gas + turnspit		-	-	-	-
Upper element + fan		-	-	-	-
Low temp		-	-	-	-
Ambiente Light		-	-	-	-
PROGRAMMING					
Clock-Oven Control System		Analogic programmer	Analogic programmer	Analogic minute minder	Analogic minute minder
OVEN CAVITY					
Black enamel		-	-	-	-
Titanium grey (ETC)		•	•	•	•
Bronzed Enamel		-	-	-	-
Glass Door Type		Full glass flat	Full glass flat	Full glass flat	Full glass flat
Cold door		•	•	•	•
OVEN CAVITY EQUIPMENT					
Smooth sides with chromed racks		•	•	•	•
n° grids		1	1	1	1
n° driptray		1	1	1	1
Other accessories		-	-	-	-
Turnspit		-	-	-	-
n° level with telescopic guide		-	-	-	-
TECHNICAL FEATURES					
Power	kW	2,670	2,670	1,375	1,375
Voltage/Frequency	V/Hz	220-240 / 50-60	220-240 / 50-60	220-240 / 50-60	220-240 / 50-60
Efficiency energy class ⁽¹⁾		A	A	A	A
Net volume	lt	64	64	63	63
n° glass		3	3	3	3
n° lamps		1	1	1	1
Tangential cooling fan		•	•	•	•
Energy consumption conventional ⁽¹⁾	kWh	0,88	0,88	1,59 / 5,71	1,59 / 5,71
Energy consumption fan forced ⁽¹⁾	kWh	0,80	0,80	1,77 / 6,37	1,77 / 6,37
Maximum temperature	°C	250	250	250	250
DIMENSIONS					
Product HxWxD	mm	590x597x543	590x597x543	590x597x543	590x597x543
Built-in HxWxD	mm	583x554x564	583x554x564	583x554x564	583x554x564
Package HxWxD	mm	700x640x640	700x640x640	700x640x640	700x640x640

⁽¹⁾ from January 2015, according to regulation 65/2014

TECHNICAL FEATURES OVENS

		GMC66BK	GFCS16BK	GFCS86BK	GFCM96BK
Collection		Contemporaneo	Contemporaneo	Contemporaneo	Contemporaneo
Dimension	mm	600x450	600x450	600x450	600x450
Type		Compact 45 cm combi microwave	Compact 45 cm steam oven	Compact 45 cm combi steam oven	Compact 45 cm multifunction
Colour		Black glass	Black glass	Black glass	Black glass
MAIN FEATURES					
Functions		6 (MW, Grill, Convection, MW+Grill, MW+Convection, Grill+Fan)	4 + 1 (Steam, Regeneration, Cleaning, Descaling) + Sterilisation	5 (Steam, Hot air, Grill, Steam+hot-air, Grill+hot-air)	9 (Pizza, Traditional cooking, Bottom element, Grill, Double grill + fan, Static + fan, Multifunton (circular+fan), Defrosting, Grill + Bottom)
Oven Capacity	lt	32	35	32	40
FEATURES					
Digital clock		•	•	•	•
Timer		Electronic 0 to 90'	Electronic 0 to 90'	Electronic 0 to 90'	•
Rotary plate		32cm	32cm	-	-
Defrost functions by time		•	•	•	-
Defrost functions by weight		•	•	-	-
Controls		Digital touch control	Digital touch control	Digital touch control	Digital touch control
Auto menus		3	5	3 memories	-
Power levels		5	4	-	-
Temperature levels	°C	-	-	40 - 60 - 100	-
Microwave power	kW	1,000	-	-	-
Grill power	kW	1,500	-	1,200	1,100/2,600
Convection power	kW	1,700	-	-	2,150
Turbo power		-	-	1,600	1,800
Maximum power	kW	2,750	1,000	2,900	2,973
Combi Microwave / Grill		•	-	-	-
Rack to cook "au gratin"		Rectangular with 2 levels	-	-	-
Inner light		Halogen	•	•	Halogen
Adjustable feet		-	-	-	-
Power cord with plug		•	•	•	-
End cooking signal		•	•	•	•
Preset function		•	•	3 memories	• (preset temperature)
CAVITY AND SAFETY					
Interior cavity		St. steel	St. steel	St. steel	Titanium ETC (AA)
n° glass		2	2	2	3
Safety child lock		•	•	•	•
Tangential cooling fan		•	•	•	•
ACCESSORIES					
Smooth sides with chromed racks		-	• (4 levels)	• (4 levels)	•
Enamelled tray		-	-	-	2 (regular + deep)
Inox tray		2 grids	1 Perforated/ 1 non perforated (40 and 20 mm)	1 Perforated/ 1 non perforated (40 and 20 mm)	1 grid
Water tank	lt	-	1,4	1,4	-
Telescopic grids		-	-	-	1
TECHNICAL FEATURES					
Voltage/Frequency	V/Hz	220-240 / 50	220-240 / 50	230-240 / 50	220-240 / 50-60
Plug Type		Schucko	Schucko	Schucko	-
Efficiency energy class		-	-	A+	A
Energy consumption conventional ⁽¹⁾	kWh	-	-	-	-
Energy consumption fan forced ⁽¹⁾	kWh	-	-	0,44	-
Net Oven Capacity	lt	32	35	32	40
WEIGHTS & DIMENSION					
Product WxDxH	mm	595x542x455	595x472x455	595x472x455	595x542x455
Built-in WxHxD	mm	560-568x450x542	560-568x450x542	560-568x450x542	560-568x450x542
Cavity WxDxH	mm	420x390x210	420x390x210	420x390x210	-

⁽¹⁾ from January 2015, according to regulation 65/2014

		GFCDIXN	GFCWDIX
Collection		Contemporaneo	Contemporaneo
Type		Accessories	Accessories
Colour		St. steel	St. steel
MAIN FEATURES			
N° of dish servings/settings		6	6
N° of dinner plates Ø28 cm		20	20
Useful height	cm	10	10
Input power	W	-	430
Adjustable thermostat	°C	-	30-70
Thermostat control		-	Electromechanic
Thermal protection at 110 °C		-	•
Illuminated ON /OFF switch		-	•
Anti-sliding mat		•	•
Opening system		push / pull	push / pull
WEIGHTS & DIMENSIONS			
Product HxWxD	mm	139x595x542	139x595x542
Built-in HxWxD	mm	140x595x542	140x 595x542
Packed HxWxD	mm	250x645x670	250x645x670
Weights Gross / net	kg	20,3 / 18,0	20,3 / 18,0
TECHNICAL FEATURES			
Voltage/Frequency	V/Hz	-	220-240 / 50-60
Plug Type		-	Schuko
Cable length		-	1,5 m

TECHNICAL FEATURES OVENS

		GMI182IX	GMI182WH	GMI182BK
Collection		Contemporaneo	Contemporaneo	Contemporaneo
Type		Built in microwave	Built in microwave	Built in microwave
Colour		St. steel	White	Black
MAIN FEATURES				
Oven Capacity	lt	18	18	18
Functions		1	1	1
Door Opening		Lateral	Lateral	Lateral
BASIC FEATURES				
Digital clock		•	•	•
Timer	m	Electronic 0 to 90'	Electronic 0 to 90'	Electronic 0 to 90'
Rotary plate		24 cm	24 cm	24 cm
Defrost functions by time		•	•	•
Defrost functions by weight		•	•	•
Controls		digital	digital	digital
Auto menus		1	1	1
Power levels		4	4	4
Microwave power	W	800	800	800
Safety child lock		•	•	•
Rack to cook "au gratin"		•	-	-
Inner light		•	•	•
Adjustable feet		•	•	•
Power cord with plug		•	•	•
End cooking signal		•	•	•
Preset function		•	•	•
Interior Cavity		St. steel	St. steel	Inox
TECHNICAL FEATURES				
Voltage/Frequency	V/Hz	230 / 50	230 / 50	230 / 50
Plug Type		Schucko	Schucko	Schucko
WEIGHTS & DIMENSIONS				
Product with frame WxDxH	mm	595x340x390	595x340x390	595x340x390
Built-in	mm	560x320x380	560x320x380	560x320x380
Frame	mm	39	39	39
Cavity WxDxH	mm	305x280x210	305x280x210	305x280x210

		GPINDSIX	GTP551HIX	GTP955HIX	GTP951HIX	GTP851HIX	GTP842HIX
Collection		Progetto	Contemporaneo	Contemporaneo	Contemporaneo	Contemporaneo	Contemporaneo
Width	cm	116	75	90	90	75	75
Type		Induction	Gas	Gas	Gas	Gas	Gas
Colours		Black glass / St. steel	St. steel	St. steel	St. steel	St. steel	St. steel
FEATURES							
Controls		Front	Front	Front	Front	Front	Front
Nr electric zones		2 (induction)	-	-	-	-	-
Nr gas zones		1	5	5	5	5	4
Front left burner	W	Ø21cm / 2.300 W	3.000	1.000	1.000	1.000	300 - 4.300
Rear left burner	W	Ø14,5cm / 1.400 W	1.750	3.000	1.750	1.750	-
Front burner	W	-	1.000	3.800	300 - 4.300	300 - 4.300	1.000
Rear burner	W	-	1.750	-	-	-	1.750
Front right burner	W	3.300	800 - 4500	1.750	1.750	1.750	3.300
Rear right burner	W	-	-	1.750	3.000	3.000	-
Flame failure device (FFD)		•	•	•	•	•	•
One hand ignition		•	•	•	•	•	•
PAN SUPPORTS							
Enamelled pan supports		-	-	-	-	-	-
Cast iron pan supports		•	•	•	•	•	•
DIMENSIONS							
Product HxWxD	mm	1160x430	90x740x500	39x860x500	35x860x500	38x740x500	38x740x500
Built-in HxWxD	mm	62x1140x410	95x720x480	55x840x480	55x840x480	55x560x480	55x560x480

		GTP855HIX	GTP64HIX	GTP685HIX	GTPF145HIX	GTPF855HIX	GTPF685HIX
Collection		Contemporaneo	Contemporaneo	Contemporaneo	Contemporaneo	Contemporaneo	Contemporaneo
Width	cm	75	60	60	111,5	75	60
Type		Gas	Gas	Gas	Gas	Gas	Gas
Colours		St. steel	St. steel	St. steel	St. steel	St. steel	St. steel
FEATURES							
Controls		Front	Front	Front	Front	Front	Front
Nr electric zones		-	-	-	-	-	-
Nr gas zones		5	4	4	4	5	4
Front left burner	W	1.000	1.000	3.800	4.000	3.800	3.500
Rear left burner	W	3.000	3.000	1.000	1.000	-	1.750
Front burner	W	3.800	-	-	1.750	1.000	-
Rear burner	W	-	-	-	3.000	1.750	-
Front right burner	W	1.750	1.750	1.750	-	1.750	1.000
Rear right burner	W	1.750	1.750	1.750	-	3.000	1.750
Flame failure device (FFD)		•	•	•	•	•	•
One hand ignition		•	•	•	•	•	•
PAN SUPPORTS							
Enamelled pan supports		-	-	-	-	-	-
Cast iron pan supports		•	•	•	•	•	•
DIMENSIONS							
Product HxWxD	mm	34x740x500	38x585x500	38x585x500	70x1100x400	65x746x508	70x590x508
Built-in HxWxD	mm	55x560x480	55x560x480	55x560x480	1055x375	720x480	560x480

TECHNICAL FEATURES HOBS

		GTPR855HAV	GTPR855HRM	GTPR855HAN	GTPR855HTF	GTPR855HBA	GTPR855HPN
Collection		Tradizione	Tradizione	Tradizione	Tradizione	Tradizione	Tradizione
Width	cm	75	75	75	75	75	75
Type		Gas	Gas	Gas	Gas	Gas	Gas
Colours		Avena	Copper	Anthracite	Terre de France	White	Cream
FEATURES							
Controls		Front	Front	Front	Front	Front	Front
Nr electric zones		-	-	-	-	-	-
Nr gas zones		5	5	5	5	5	5
Front left burner	W	1.000	1.000	1.000	1.000	1.000	1.000
Rear left burner	W	3.000	3.000	3.000	3.000	3.000	3.000
Front burner	W	3.300	3.300	3.300	3.300	3.300	3.300
Rear burner	W	-	-	-	-	-	-
Front right burner	W	1.750	1.750	1.750	1.750	1.750	1.750
Rear right burner	W	1.750	1.750	1.750	1.750	1.750	1.750
Flame failure device (FFD)		•	•	•	•	•	•
One hand ignition		•	•	•	•	•	•
PAN SUPPORTS							
Enamelled pan supports		-	-	-	-	-	-
Cast iron pan supports		•	•	•	•	•	•
DIMENSIONS							
Product HxWxD	mm	38x740x500	38x740x500	38x740x500	38x740x500	38x740x500	38x740x500
Built-in HxWxD	mm	55x560x480	55x560x480	55x560x480	55x560x480	55x560x480	55x560x480

		GTPR645HAV	GTPR645HRM	GTPR645HAN	GTPR645HTF	GTPR645HBA	GTPR645HPN
Collection		Tradizione	Tradizione	Tradizione	Tradizione	Tradizione	Tradizione
Width	cm	60	60	60	60	60	60
Type		Gas	Gas	Gas	Gas	Gas	Gas
Colours		Avena	Copper	Anthracite	Terre de France	White	Cream
FEATURES							
Controls		Front	Front	Front	Front	Front	Front
Nr electric zones		-	-	-	-	-	-
Nr gas zones		4	4	4	4	4	4
Front left burner	W	1.000	1.000	1.000	1.000	1.000	1.000
Rear left burner	W	3.300	3.300	3.300	3.300	3.300	3.300
Front right burner	W	1.750	1.750	1.750	1.750	1.750	1.750
Rear right burner	W	1.750	1.750	1.750	1.750	1.750	1.750
Flame failure device (FFD)		•	•	•	•	•	•
One hand ignition		•	•	•	•	•	•
PAN SUPPORTS							
Enamelled pan supports		-	-	-	-	-	-
Cast iron pan supports		•	•	•	•	•	•
DIMENSIONS							
Product HxWxD	mm	38x595x500	38x595x500	38x595x500	38x595x500	38x595x500	38x595x500
Built-in HxWxD	mm	55x560x480	55x560x480	55x560x480	55x560x480	55x560x480	55x560x480

		GTIP14BK	GTIP83BK	GTIP84BK	GTIPW84BK
Collection		Contemporaneo	Contemporaneo	Contemporaneo	Contemporaneo
Width	cm	100	80	80	80
Type		Induction	Induction	Induction	Induction
Colours		Black glass	Black glass	Black glass	Black glass
SPECIFICATION					
Type of control		Sliders touch control	Slider touch control	Slider touch control	Slider touch control
Control position		Front	Front	Front	Front
Level of power		9 level	9 level	9 level	9 level
Front left heating element	mm/W	Ø 210 - 2.900/3.700	Ø 190 - 2.300/3.000	Ø 280 - 2.600/3.700	220x180 - 2.100/2.600/3.700
Back left heating element	mm/W	Ø 210 - 2.900/3.700	-	Ø 180 - 2.300/3.000	220x180 - 2.100/2.600/3.700
Central heating element	mm/W	-	Ø 150 - 1.100/1.400	-	-
Back right heating element	mm/W	Ø 210 - 2.900/3.700	-	Ø 180 - 2.300/3.000	Ø 180 - 1850/2.300/3.000
Front right heating element	mm/W	Ø 210 - 2.900/3.700	Ø 250 - 2.300/3.000	Ø 210 - 2.900/3.700	Ø 314 - 2.500/3.200
FEATURES					
Total power	W	7.400	6.700	7.400	7.400
On/Off		-	-	-	-
Stop&Go		•	•	•	•
Booster		4 double	3	4 double	•
Heat up		•	•	•	•
Timer		•	•	•	•
Minute Minder		•	•	•	•
Low temp	°C	42 - 70 - 94	low temp between 0 and 1	42 - 70	42 - 70 - 93
Pot diameter detector/ Pan detection		•	•	•	•
Residual Heat		•	•	•	•
Child safety lock (Locking touch)		•	•	•	•
Overflow safety device		•	•	•	•
Automatic Stop		•	•	•	•
Power management		•	•	•	•
Power cord		•	•	•	•
Cable length	mm	1500	1500	1500	1500
Screaper		-	-	-	-
Voltage/Frequency	V/Hz	220-240 / 50-60	220-240 / 50-60	220-240 / 50-60	220-240 / 50-60
DIMENSIONS					
Product WxDxH	mm	1000x410x49	780x370x58	780x520x49	780 x 520mm, R=5
Built-in WxDxH	mm	985x395	760x340	750x490	765 x 495mm - thickness: 82mm + 6mm glass

TECHNICAL FEATURES HOBS

		GTIP64WH	GTIP64BK	GTIP63WH	GTIP63BK
Collection		Contemporaneo	Contemporaneo	Contemporaneo	Contemporaneo
Width	cm	60	60	60	60
Type		Induction	Induction	Induction	Induction
Colours		White glass	Black glass	White glass	Black glass
SPECIFICATION					
Type of control		Slider control	Slider control	Slider control	Slider control
Control position		Front	Front	Front	Front
Level of power		9	9	9	9
Front left heating element	mm/W	200 - 1.400/2.000 BOOSTER	200 - 1.400/2.000 BOOSTER	200 - 2.300/3.000 BOOSTER	200 - 2.300/3.000 BOOSTER
Back left heating element	mm/W	160 - 1.100/1.400 BOOSTER	160 - 1.100/1.400 BOOSTER	160 - 1.200/1.400 BOOSTER	160 - 1.200/1.400 BOOSTER
Central heating element	mm/W	-	-	-	-
Back right heating element	mm/W	200 - 2.300/3.000 BOOSTER	200 - 2.300/3.000 BOOSTER	250 - 2.300/3.000 BOOSTER	250 - 2.300/3.000 BOOSTER
Front right heating element	mm/W	160 - 1.100/1.400W BOOSTER	160 - 1.100/1.400 BOOSTER	-	-
FEATURES					
Total power	W	7.100	7.100	6.700	6.700
On/Off		•	•	•	•
Stop&Go		•	•	•	•
Booster		•	•	•	•
Heat up		•	•	•	•
Timer		•	•	•	•
Minute Minder		•	•	•	•
Low temp	°C	70	70	70	70
Pot diameter detector/ Pan detection		•	•	•	•
Residual Heat		•	•	•	•
Child safety lock (Locking touch)		•	•	•	•
Overflow safety device		•	•	•	•
Automatic Stop		•	•	•	•
Power management		•	•	•	•
Power cord		•	•	•	•
Cable length	mm	1120	1200	1120	1120
Screaper		-	-	-	-
Voltage/Frequency	V/Hz	220-240 / 50-60	220-240 / 50-60	220-240 / 50-60	220-240 / 50-60
DIMENSIONS					
Product WxDxH	mm	590x520	590x520	590x520	590x520
Built-in WxDxH	mm	560x490	560x490	560x490	560x490

		GTIPW41BK	GTIP42BK	GTPN42BK
Collection		Contemporaneo	Contemporaneo	Contemporaneo
Width	cm	38	38	38
Type		Induction	Induction	Teppanyaki
Colours		Black glass	Black glass	St. steel grill plate - black glass
SPECIFICATION				
Type of control		Slider touch control	Sliders touch control	Touch control
Control position		Front	Front	Front
Level of power		9 level	9 level	9
Front left heating element	mm/W	310 - 2.300/3.000	220x180 - 2.100/2.600/3.700	1.400
Back left heating element	mm/W		220x180 - 2.100/2.600/3.700	1.400
Central heating element	mm/W	-	-	-
Back right heating element	mm/W	-	-	-
Front right heating element	mm/W	-	-	-
FEATURES				
Total power	W	3.000	3.700	2.800
On/Off		-	-	-
Stop&Go		•	•	-
Booster		•	•	-
Heat up		•	•	-
Timer		•	•	•
Minute Minder		•	•	•
Low temp	°C	42 - 70 - 93	automatic temperatures	-
Pot diameter detector/ Pan detection		•	•	-
Residual Heat		•	•	•
Child safety lock (Locking touch)		•	•	•
Overflow safety device		•	•	•
Automatic Stop		•	•	•
Power management		•	•	•
Power cord		•	•	•
Cable length	mm	1500	1500	1500
Screaper		-	-	-
Voltage/Frequency	V/Hz	220-240 / 50-60	220-240 / 50-60	220-240 / 50-60
DIMENSIONS				
Product WxDxH	mm	520x380x121	520x380x48	520x380x64
Built-in WxDxH	mm	490x370	490x360	490x360

TECHNICAL FEATURES HOBS

		GVP415HBK	GVP42HBK	GT415HIX	GT425HIX
Collection		Contemporaneo	Contemporaneo	Contemporaneo	Contemporaneo
Width	cm	38	38	37	37
Type		Crystal Domino	Crystal Domino	Domino	Domino
Colours		Black glass	Black glass	St. steel	St. steel
FEATURES					
Controls position		Front	Front	Front	Front
Nr gas zones		1	2	1	2
Front burner	W	5.000	1.000	3.800	1.000
Rear burner	W	-	3.000	-	3.000
Flame failure device (FFD)		•	•	•	•
One hand ignition		•	•	•	•
PAN SUPPORT					
Enamelled pan supports		-	-	-	-
Cast iron pan supports		•	•	•	•
DIMENSIONS					
Product HxWxD	mm	520x380x55	520x380x55	45x370x500	45x370x500
Built-in HxWxD	mm	495x350	495x350	55x350x490	55x350x490
Packaging HxWxD	mm	555x440x145	555x440x145	-	-

		GTHP85T	GTHP65T	GTHP63T	GTHP42BK
Collection		Contemporaneo	Contemporaneo	Contemporaneo	Contemporaneo
Size	cm	80	60	60	38
Type		Ceramic glass	Ceramic glass	Ceramic glass	Ceramic Domino
Colours		Black	Black	Black	Black glass
FEATURES					
Frame		-	-	-	-
Control		Touch	Touch	Touch	Touch
Total power	W	6.700	6.700	5.400	3.000
SPECIFICATION					
Extensible hotplates		2	2	1	-
Nr of power levels		9	9	9	9
Front left heating element	mm/W	Ø 120/210 - 700/2.100	Ø 210/120 - 2.100/700	Ø 180 - 1.800	Ø 155 - 1.200
Back left heating element	mm/W	Ø 145/1.200	Ø 145 - 1.200	Ø 145 - 1.200	Ø 190 - 1.800
Middle heating element	mm/W	-	-	-	-
Front right heating element	mm/W	Ø 145/1.200	Ø 145 - 1.200	Ø 275/210 - 2.400/1.500	-
Back right heating element	mm/W	Ø 170/265 - 1.400/2.200	Ø 170/265 - 1.400/2.200	-	-
High-light		4	4	3	2
FEATURES					
Memory		-	-	-	•
Timer		•	•	•	•
Heat up		•	•	-	•
Electric cable		•	•	•	•
Voltage/Frequency	V/Hz	220-240 / 50-60	220-240 / 50-60	220-240 / 50-60	220-240 / 50-60
Scraper		•	•	•	-
SAFETY					
Residual heat indicator		•	•	•	•
Child safety lock		•	•	•	•
Overflow safety device		•	•	•	•
Automatic stop		•	•	•	•
DIMENSIONS					
Product WxDxH	mm	770x510x48	580x510x48	580x510x48	520x380x45
Built-in WxDxH	mm	750x490	560x490	560x490	490x350x41

		GVP145HBK	GVP88HBK	GVP755HBK	GVP755HWH
Collection		Contemporaneo	Contemporaneo	Contemporaneo	Contemporaneo
Width	cm	100	75	75	75
Type		Crystal gas	Crystal gas	Crystal gas	Crystal gas
Colours		Black	Black	Black	White
FEATURES					
Controls		Front	Front	Front	Front
Nr gas zones		4	4	5	5
Front left burner	W	3.800	1.750	1.000	1.000
Rear left burner	W	-	3.000	3.000	3.000
Front burner	W	1.000	-	-	-
Rear burner	W	1.750	-	3.500	3.500
Front right burner	W	3.000	1.000	1.650	1.650
Rear right burner	W	-	1.750	1.650	1.650
Flame failure device (FFD)		•	•	•	•
One hand ignition		•	•	•	•
Cast iron pan supports		•	•	•	•
DIMENSIONS					
Product HxWxD	mm	100x400x50	750x510x50	750x510x50	750x510x50
Built-in HxWxD	mm	955x365	700x480	550x470	550x470
Packaging HxWxD	mm	1070x470x150	810x560x150	800x580x150	800x580x150

		GVP685HBK	GVP685HWH	GVP635HBK
Collection		Contemporaneo	Contemporaneo	Contemporaneo
Width	cm	60	60	60
Type		Crystal gas	Crystal gas	Crystal gas
Colours		Black	White	Black
FEATURES				
Controls		Front right and left	Front right and left	Front
Nr gas zones		4	4	3
Front left burner	W	3.500	3.500	1.000
Rear left burner	W	-	-	1.650
Front burner	W	1.000	1.000	-
Rear burner	W	1.650	1.650	-
Front right burner	W	3.000	3.000	3.500
Rear right burner	W	-	-	-
Flame failure device (FFD)		•	•	•
One hand ignition		•	•	•
Cast iron pan supports		•	•	•
DIMENSIONS				
Product HxWxD	mm	600x510x50	600x510x50	600x510x50
Built-in HxWxD	mm	550x470	550x470	550x470
Packaging HxWxD	mm	700x580x150	700x580x150	700x580x150

TECHNICAL FEATURES HOBS

		GPMO1TIX	GPMO1SIX	GPMO1AIX	GPMO1TBR	GPMO1SBR	GPMO1ABR
Collection		Progetti	Progetti	Progetti	Progetti	Progetti	Progetti
Type		Origine	Origine	Origine	Origine	Origine	Origine
Colours		St. steel	St. steel	St. steel	Bronze	Bronze	Bronze
FEATURES							
Knobs		Ebony	Ebony	Ebony	Canaletto walnut	Canaletto walnut	Canaletto walnut
Controls		Front	Front	Front	Front	Front	Front
Nr gas zones		1	1	1	1	1	1
Front burner	W	3.300	1.750	1.000	3.300	1.750	1.000
Rear burner	W	-	-	-	-	-	-
Flame failure device (FFD)		•	•	•	•	•	•
One hand ignition		•	•	•	•	•	•
Cast iron pan supports		•	•	•	•	•	•
DIMENSIONS							
Product HxWxD	mm	see drawing	see drawing	see drawing	see drawing	see drawing	see drawing
Built-in HxWxD	mm	see drawing	see drawing	see drawing	see drawing	see drawing	see drawing

		GPMS1TIX	GPMS1SIX	GPMS1AIX
Collection		Progetti	Progetti	Progetti
Type		Stellare	Stellare	Stellare
Colours		St. steel	St. steel	St. steel
FEATURES				
Knobs		Metal Black	Metal Black	Metal Black
Controls		Front	Front	Front
Nr gas zones		1	1	1
Front burner	W	3.300	1.750	1.000
Rear burner	W	-	-	-
Flame failure device (FFD)		•	•	•
One hand ignition		•	•	•
Cast iron pan supports		•	•	•
DIMENSIONS				
Product HxWxD	mm	see drawing	see drawing	see drawing
Built-in HxWxD	mm	see drawing	see drawing	see drawing

		GPCR1MBK	GPCR1MIX	GPKITIN	GPKITRE
Collection		Progetti	Progetti	Progetti	Progetti
Dimensions	cm	67	67	-	-
Type		Wall	Wall	Built-in motor	Remote motor
Colour		Black	St. steel	-	-
FEATURES					
Suction power	m³/h	-	-	705	890
Suction power (free delivery)	m³/h	-	-	780	950
Noise level - max speed Power	dBa	-	-	62	66
Noise level - speed level 1	dBa	-	-	35	43
N° of blower		-	-	-	-
Speeds		3+Boost	3+Boost	-	-
Booster		•	•	-	-
Delay start		•	•	-	-
Clean Air		-	-	-	-
Saturation filter alarm		•	•	-	-
Lamps		3 leds + decorative side LED	3 leds + decorative side LED	-	-
Perimetral aspiration		-	-	-	-
Grease filters		•	•	-	-
Carbon filters		-	-	-	-
Controls		Electronic soft touch	Electronic soft touch	-	-
Air outlet size	mm	-	-	Ø 120	Ø 150
Plug		-	-	-	-
Cable length	cm	-	-	100	700
No return valve		-	-	•	•
Motor power	W	-	-	-	-
Voltage/Frequency	V/Hz	220-240 / 50-60	220-240 / 50-60	220-240 / 50-60	220-240 / 50-60
Efficiency energy class ⁽¹⁾					
Remote control		-	-	-	-
DIMENSIONS					
Product HxWxD	mm	1100x670x105	1100x670x105	338,5x220,2x389,5	300x250x300
Packing HxWxD	mm	1240x810x230	1240x810x230	380x420x360	360x440x400

⁽¹⁾ from January 2015, according to regulation 65/2014

TECHNICAL FEATURES HOODS

		GHIL55IX	GHIK58WH	GHIA85IX	GHWK68WH
Collection		Contemporaneo	Contemporaneo	Contemporaneo	Contemporaneo
Dimensions	cm	51,5x40,5	50x50	80,4x49,0	67
Type		Island	Island	Island	Wall
Colour		St. steel	White painted + St. steel box	Satinated glass + St. Steel lateral sides	White glass + St. steel
FEATURES					
Suction power	m³/h	520	802	496	802
Suction power (free delivery)	m³/h	540	-	434	-
Noise level - max speed Power	dBa	68	61	57	61
Noise level - speed level 1	dBa	49	35	44	35
N° of blower		1	1	1	1
Speeds		3+Boost	3+Boost	3+Boost	3+Boost
Booster		•	•	•	•
Delay start		•	-	-	-
Clean Air		•	-	-	-
Saturation filter alarm		•	-	-	-
Lamps		4x20W	LED 4x1W	neon bulb 2x13W + led finger 1x7w	LED 2x3w
Perimetral aspiration		•	•		•
Grease filters		1	1	1	1
Carbon filters		2	•	•	•
Controls		Electronic	Electronic	Electronic	Electronic
Air outlet size	mm	Ø 150	Ø 150 (reduction 120)	Ø 150 (reduction 120)	Ø 150 (reduction 120)
Plug		•	-	-	-
Cable length	cm	150	120	120	120
No return valve		•	•	•	•
Motor power	W	250	270	270	270
Voltage/Frequency	V/Hz	220-240 / 50 Hz	220-240 / 50 Hz	220-240 / 50 Hz	220-240 / 50 Hz
Efficiency energy class ⁽¹⁾		D	C	C	C
Remote control		•	optional	optional	optional
DIMENSIONS					
Product HxWxD	mm	1305xØ515	500x500x470	800x488x645	676x440x360
Packing HxWxD	mm	581x521x532 + 730x680x540	560x560x930	850x550x680	720x520x680

⁽¹⁾ from January 2015, according to regulation 65/2014

		GHGP89BK	GHGP89WH	GHVP98BK	GHVP68BK
Collection		Contemporaneo	Contemporaneo	Contemporaneo	Contemporaneo
Dimensions	cm	80	80	90	60
Type		Wall	Wall	Downdraft	Downdraft
Colour		Black glass	White glass	St. steel + black glass	St. steel + black glass
FEATURES					
Suction power	m³/h	860	860	755	755
Suction power (free delivery)	m³/h	920	920	850	850
Noise level - max speed Power	dBa	70	70	72	72
Noise level - speed level 1	dBa	42	42	52	52
N° of blower		1	1	1	1
Speeds		4+Boost	4+Boost	4	4
Booster		•	•	-	-
Delay start		•	•	•	•
Clean Air		•	•	-	-
Saturation filter alarm		•	•	•	•
Lamps		2X1 W Led	2X1 W Led	-	-
Perimetral aspiration		•	•	•	•
Grease filters		2	2	2	2
Carbon filters		2	2	1	1
Controls		Touch backlit	Touch backlit	Touch	Touch
Air outlet size	mm	Ø 150 (reduction 120)	Ø 150 (reduction 120)	Ø 150	Ø 150
Plug		•	•	-	-
Cable length	cm	150	150	-	-
No return valve		•	•	•	•
Maximum power	W	278	278	350	350
Motor power	W	270	270	350	350
Voltage/Frequency	V/Hz	220-240 / 50	220-240 / 50	230/50	230/50
Efficiency energy class ⁽¹⁾		A	A	C	C
Remote control		optional	optional	-	-
DIMENSIONS					
Product HxWxD	mm	380/1030x800x333	380/1030x800x333	310x890x110	310x590x110
Packing HxWxD	mm	1020x650x637	1020x650x637	1005x930x570	725x930x570

⁽¹⁾ from January 2015, according to regulation 65/2014

TECHNICAL FEATURES HOODS

		GHIP48IX	GHIP68IX	GHIS128IX	GHIS98IX
Collection		Contemporaneo	Contemporaneo	Contemporaneo	Contemporaneo
Dimensions	cm	ø 37	60x48	120x50	90x50
Type		Island	Island	Ceiling	Ceiling
Colour		St. steel	St. steel	St. steel	St. steel
FEATURES					
Suction power	m³/h	625	670	770	770
Suction power (free delivery)	m³/h	650	700	790	790
Noise level - max speed Power	dBa	66 (56)	57	70	70
Noise level - speed level 1	dBa	49	45	52	52
N° of blower		1	1	1	1
Speeds		3+Boost	3+Boost	3+Boost	3+Boost
Booster		•	•	•	•
Delay start		•	-	•	•
Clean Air		•	-	•	•
Saturation filter alarm		•	•	•	•
Lamps		4x20W	4x20W	1 LED bar (6W)	1 LED bar (6W)
Perimetral aspiration		•	•	•	•
Grease filters		1	1	4	3
Carbon filters		1	•	1	1
Controls		Feel touch (optical)	Feel touch (optical)	Electronics	Electronics
Air outlet size	mm	Ø 150 (reduction 120)	Ø 150 (reduction 120)	Ø 150 (reduction 120)	Ø 150 (reduction 120)
Plug		•	•	•	•
Cable length	cm	150	150	150	150
No return valve		•	•	•	•
Maximum power	W	330	330	275	275
Motor power	W	250	250	270	270
Voltage/Frequency	V/Hz	220-240 / 50	220-240 / 50	220-240 / 50	220-240 / 50
Efficiency energy class ⁽¹⁾				C	C
Remote control		optional	optional	•	•
DIMENSIONS					
Product HxWxD	mm	1215xø370	770/1200x598x483	310,7x1198,6x498,6	310,7x898,6x498,6
Packing HxWxD	mm	1075x938x518	1065x995x616	1290x610x396	990x610x396

⁽¹⁾ from January 2015, according to regulation 65/2014

		GHBP98IX	GHFP77IX	GHFP57IX	GHPR94AV	GHPR94RM
Collection		Contemporaneo	Contemporaneo	Contemporaneo	Tradizione	Tradizione
Dimensions	cm	90	70	52	90	90
Type		Wall			Wall	Wall
Colour		St. steel / black glass	St. steel	St. steel	Avena	Copper
FEATURES						
Suction power	m³/h	770	660	660	395	395
Suction power (free delivery)	m³/h	820	690	690		
Noise level - max speed Power	dBa	64	63	63	59	59
Noise level - speed level 1	dBa	55	44	44	-	-
N° of blower		1	1	1	1	1
Speeds		3+Boost	3+Boost	3+Boost	3	3
Booster		•	•	•	-	-
Delay start		-	-	-	-	-
Clean Air		-	-	-	-	-
Saturation filter alarm		-	•	•	-	-
Lamps		2x20W	2x20W	2x20W	2x20W	2x20W
Perimetral aspiration		-	•	•	-	-
Grease filters		3	2	2	3	3
Carbon filters		-	2	2	•	•
Controls		Touch backlit	Electronics	Electronics	Slider	Slider
Air outlet size	mm	Ø 150 (reduction 120)	Ø 150 (reduction 120)	Ø 150 (reduction 120)	Ø 120	Ø 120
Plug		•	•	•	-	-
Cable length	cm	150	150	150	100	100
No return valve		•	•	•	-	-
Maximum power	W	315	290	290	-	-
Motor power	W	275	250	250	-	-
Voltage/Frequency	V/Hz	220-240 / 50	220-240 / 50	220-240 / 50	220-240 / 50	220-240 / 50
Efficiency energy class ⁽¹⁾		D	C	C	E	E
Remote control		-	•	•	-	-
DIMENSIONS						
Product HxWxD	mm	1060x898x460	323x520x288	323x700x288	870/1335x982x490	870/1335x982x490
Packing HxWxD	mm	1020x800x506	785x365x425	605x365x425	984x384x617	984x384x617

⁽¹⁾ from January 2015, according to regulation 65/2014

TECHNICAL FEATURES HOODS

		GHPR94AN	GHPR94TF	GHPR94BA	GHPR94PN
Collection		Tradizione	Tradizione	Tradizione	Tradizione
Dimensions	cm	90	90	90	90
Type		Wall	Wall	Wall	Wall
Colour		Anthracite	Terre de France	White	Cream
FEATURES					
Suction power	m³/h	395	395	395	395
Suction power (free delivery)	m³/h				
Noise level - max speed Power	dBa	59	59	59	59
Noise level - speed level 1	dBa	-	-	-	-
N° of blower		1	1	1	1
Speeds		3	3	3	3
Booster		-	-	-	-
Delay start		-	-	-	-
Clean Air		-	-	-	-
Saturation filter alarm		-	-	-	-
Lamps		2x20W	2x20W	2x20W	2x20W
Perimetral aspiration		-	-	-	-
Grease filters		3	3	3	3
Carbon filters		•	•	•	•
Controls		Slider	Slider	Slider	Slider
Air outlet size	mm	Ø 120	Ø 120	Ø 120	Ø 120
Plug		-	-	-	-
Cable length	cm	100	100	100	100
No return valve		-	-	-	-
Maximum power	W	-	-	-	-
Motor power	W	-	-	-	-
Voltage/Frequency	V/Hz	220-240 / 50	220-240 / 50	220-240 / 50	220-240 / 50
Efficiency energy class ⁽¹⁾		E	E	E	E
Remote control		-	-	-	-
DIMENSIONS					
Product HxWxD	mm	870/1335x982x490	870/1335x982x490	870/1335x982x490	870/1335x982x490
Packing HxWxD	mm	984x384x617	984x384x617	984x384x617	984x384x617

⁽¹⁾ from January 2015, according to regulation 65/2014

TECHNICAL FEATURES HOODS

		GHPR64AV	GHPR64RM	GHPR64AN	GHPR64TF	GHPR64BA	GHPR64PN
Collection		Tradizione	Tradizione	Tradizione	Tradizione	Tradizione	Tradizione
Dimensions	cm	60	60	60	60	60	60
Type		Wall	Wall	Wall	Wall	Wall	Wall
Colour		Avena	Copper	Anthracite	Terre de France	White	Cream
FEATURES							
Suction power	m³/h	395	395	395	395	395	395
Noise level - max speed Power	dBa	59	59	59	59	59	59
Noise level - speed level 1	dBa	-	-	-	-	-	-
N° of blower		1	1	1	1	1	1
Speeds		3	3	3	3	3	3
Booster		-	-	-	-	-	-
Delay start		-	-	-	-	-	-
Clean Air		-	-	-	-	-	-
Saturation filter alarm		-	-	-	-	-	-
Lamps		2x20W	2x20W	2x20W	2x20W	2x20W	2x20W
Perimetral aspiration		-	-	-	-	-	-
Grease filters		2	2	2	2	2	2
Carbon filters		•	•	•	•	•	•
Controls		Slider	Slider	Slider	Slider	Slider	Slider
Air outlet size	mm	Ø 120	Ø 120	Ø 120	Ø 120	Ø 120	Ø 120
Plug		-	-	-	-	-	-
Cable length	cm	100	100	100	100	100	100
No return valve		•	•	•	•	•	•
Voltage/Frequency	V/Hz	220-240 / 50	220-240 / 50	220-240 / 50	220-240 / 50	220-240 / 50	220-240 / 50
Efficiency energy class ⁽¹⁾		E	E	E	E	E	E
Remote control		-	-	-	-	-	-
DIMENSIONS							
Product HxWxD	mm	870/1335x682x490	870/1335x682x490	870/1335x682x490	870/1335x682x490	870/1335x682x490	870/1335x682x490
Packing HxWxD	mm	669x373x544	669x373x544	669x373x544	669x373x544	669x373x544	669x373x544

⁽¹⁾ from January 2015, according to regulation 65/2014

MARKETING
Glem Gas

AD & GRAPHIC DESIGN
Ikos

PHOTO
Visual Pro - Studio 129 - Terzo Piano

Glem Gas S.p.A. reserves the right unilaterally at any time to change its own products without altering the catalogue contents accordingly.



Glem Gas S.p.A.
via Modenese, 4266
41018 San Cesario S.P.
Modena - Italy
tel. +39 059 959111
fax +39 059 959150
info@glemgas.com
www.glemgas.com